



Blackwork-style
QUICK-STITCH GIFTS

£1,113
in prizes to
be won!*



2 FREE GIFTS*
Fantasy collection chart book
PLUS fabric gauge and ruler!

*Free gift available with print edition only

www.cross-stitching.com

Cross Stitch CRAZY

For cross stitch
addicts just like
YOU!



Make friends!
With brand new Belle & Boo



Country charm
Recreate these clever cards

EXCLUSIVE
Somebunny to love



Be my Valentine!

Show how much you care with DMC's Somebunny to Love



**Make this fun
transport abc!**



**Send a funky
heartfelt card**



**Brighten up
your home**



**Get kids
stitching!**

February 2016
Issue 212
**IMMEDIATE
MEDIA**



All our cross stitch patterns are exclusively designed or converted by us. We don't buy anything in!

Your choice of payment method



Personalised Coat of Arms Cross Stitch

Simply let us know the surname you wish to have and we will research the crest and colours and create the design for you.




7" x 10"
14 hpi

Full Kit £25.00
Chart Only £15.00

Wedding Coat of Arms Sampler

Terry Philip + Elizabeth Claire



16" x 12"
14 hpi

Full Kit £45.00
Chart Only £25.00

NEW DANCE THEMED CROSS STITCH DESIGNS



8" x 10", 14hpi
CHART £5.00 KIT £15.00



9" x 12", 14hpi
CHART £5.50 KIT £17.00



8" x 10", 14hpi
CHART £5.00 KIT £15.00



8" x 10", 14hpi
CHART £5.00 KIT £15.00



8" x 10", 14hpi
CHART £5.00 KIT £15.00



8" x 12", 14hpi
CHART £5.50 KIT £16.00



12" x 14", 14hpi
CHART £6.00 KIT £18.00



8" x 10", 14hpi
CHART £5.00 KIT £15.00

NEW RAF SQUADRON BADGES



6" x 8"
14 hpi

Full Kit £20.00
Chart Only £10.00

Choose your squadron and we will design the cross stitch from the official badge for that squadron, including the motto.

NEW ROYAL NAVY SHIP CRESTS



6" x 8"
14 hpi

Full Kit £20.00
Chart Only £10.00

Choose your Royal Navy ship and we will design the cross stitch from the official badge for that ship.

NEW WORLD LANDMARKS



Sydney Opera House
7.6" x 3.5", 14hpi
Marbled Blue Aida
CHART £5 KIT £10



Route 66
6.0" x 4.0", 14hpi
White Aida
CHART £5 KIT £10



Las Vegas
10.0" x 8.5", 14hpi
White Aida
CHART £5 KIT £15



Taj Mahal
11.0" x 7.0", 14hpi
Marbled Blue Aida
CHART £5 KIT £15

PHOTO CHARTING SPECIALISTS

Convert a favourite photo into a cross stitch chart or kit.

We have been photo charting for many years, with thousands of designs under our belts.

Your choice of size and fabric count



Find Us On
EliteDesignsUK EliteDesigns_UK
EliteDesignsUK

01536 721231

info@elite-designs.co.uk

UK P&P £2.50

INTERNATIONAL ORDERS WELCOME, AIRMAIL P&P £5.50

Meet the team

Look out for these friendly faces inside *Crazy* – they're all mad about cross stitch, too!



Rachel Bullen

Art Editor

This month...

"The colourful transport abc on page 51 is sure to win over little ones!"



Rachel Nott

Production Editor

This month...

"Poldark's Aidan Turner on page 19 definitely gets my needle twitching!"



Fiona Baker

Technical Editor

This month...

"Tiny Modernist's cute zodiac motifs on page 34 are perfect for birthdays"



Sarah Heys

Charting Editor

This month...

"It's so exciting to see Belle and Boo in the mag – their cushion on page 28 is fab!"



Abi Barker

Charting Editor

This month...

"I love The Nutmeg Company, so will definitely be stitching their clever cards on page 58"

Contact
crazy

www.facebook.com/crossstitchcrazy

www.twitter.com/crazy_magazine

www.cross-stitching.com

0117 933 8023

Cross Stitch Crazy

Immediate Media Company Bristol Ltd,
2nd Floor, Tower House, Fairfax Street,
Bristol BS1 3BN

Download our app!

Take *Crazy* with you wherever you go! Visit the app store on iTunes, Google Play, Amazon or Zinio to download our digital issues today.



NEVER MISS AN ISSUE!

Welcome...



...to February's issue of *Crazy*! We know you love cross stitch just as much as us, so this month's mag is packed with designs you're sure to adore, plus two fab free gifts – a fantasy chart book, filled with 50 magical charts from four of your favourite designers, and a

handy 2-in-1 fabric gauge and ruler!

There's plenty of romance in the air this month, from Emma Congdon's oh-so-cool Valentine's cards on page 37 to the adorable Somebunny to Love scene on page 10. Plus, our cute and cosy cushion on page 28 is the perfect make to cuddle up with!

Turn to page 20 to find a modern twist on traditional style with our bright blackwork gift ideas, or check out the colourful bird trio on page 44 for the perfect present to yourself! And, don't forget this month's Celeb stitch – the talented (and gorgeous!) Aidan Turner on page 19. If that doesn't brighten up your February, we don't know what will!

Chelle
x



37



20



28

SAVE WHEN YOU SUBSCRIBE to the digital edition

Download on the App Store

GET IT ON Google play

Available on amazon apps kindle fire

zinio™

TURN TO PAGE 32 TO FIND OUT MORE



Inside...

Your February issue of *Crazy*

EXCLUSIVE!



8



10



58



51

MustStitch

- 8 Your free gift**
A magical chart book and a 2-in-1 gauge and ruler!
- 10 Exclusive**
Get cosy with sweet Somebunny to Love
- 19 Celeb stitch**
Stitch the handsome star of *Poldark*, Aidan Turner!

- 20 50 gift ideas**
Blackwork gets colourful
- 28 Special**
We welcome Belle and Boo to *Crazy* magazine!
- 34 Crazy for...**
...star signs – a year of birthday cards this way!
- 37 Simply 7**
Say 'I love you' with a tattoo-inspired card
- 44 Take your pick**
A beautiful birdy trio

- 51 One nighters**
Put your stitching in top gear with our vehicle abc
- 58 Weekend**
Create mini masterpieces using perforated paper
- 68 Crazy kids**
Cool kids will love this set of funky keyrings
- 76 Challenge Lucie...**
...with your very own personal chart request!

19



20

37



Somebunny to Love © Michael Abrams

*Free gift available with print edition only

YOUR FREE GIFTS*

FANTASY CHART BOOK & 2-IN-1 FABRIC RULER

PERFECT FOR YOUR STITCHY STASH!



MustRead

- 6** **Reader panel**
Meet three fellow stitchers
- 14** **Letters**
All your latest makes
- 42** **Be my Valentine**
Stitchy gifts for loved ones
- 49** **Stitch and chat**
Lots of fun and gossip!

- 57** **Join us online**
Brilliant blogs to visit plus a fab free chart download
- 62** **Meet the designer**
We chat to Meg Evershed of The Nutmeg Company
- 65** **Crazy's Angels**
All your burning cross stitch problems solved!
- 74** **Track it down**
Sherlock Anne is on hand!

- 80** **Guidelines**
Learn how to cross stitch

MustWin

- 73** **Enter to win**
We have £1,113 worth of great prizes up for grabs!
- 82** **Teabreak**
Solve our crossword and you could be a winner

MustBuy

- 26** **Must haves**
Brand new crafty buys
- 32** **Subscribe to Crazy...**
...for a free one month trial!
- 64** **Back issues**
Complete your collection
- 78** **Next month**
Coming up in issue 213

£1,113
OF PRIZES TO BE WON!



Over to you...

These stitchers are this month's reader panel stars, so keep an eye out for their comments through the issue!



Emily Heath
Reading

Who taught you to cross stitch?

My grandma taught me to cross stitch when I was aged about four or five, so I've been stitching

for around 27 years! She'd always inspect my work, as her one rule was that the back should be as neat as the front. Even now, I still make sure the back is just as neat!

What are you working on at the moment?

I'm stitching three tribal-style animals by White Willow Stitching – a pig, a sheep and a hen. They're going to be a gift for my auntie and uncle to display at their farm and holiday cottages in Wales.

Who would you love to teach to stitch?

My older sister, as she has no patience and struggles to sit still for longer than five minutes. It would be a huge achievement!

Which celeb would you most like to stitch?

Daniel Craig. I love him as James Bond.



Terri Schmidt
Florida, USA

Which designer would you invite to a dinner party?

I'd choose either Margaret Sherry, Madeleine Floyd, or Peter Underhill.

This is a really hard question to answer actually as I love all their designs.

If you could invent a new stitching tool, what would it be?

Something that would help me to keep track of where I am on my chart so I don't duplicate or miss stitches when I take breaks and then start again.

Which occasion gets your needle twitching and why?

I love to stitch for Easter, Halloween and, of course, Christmas. These are my three favourite holidays.

How cross stitch crazy are you?

I've been collecting charts and kits since 1993 and am still collecting to this day!



Patricia Ivens-Bentley
Brighton

What's your favourite design from a recent issue of Crazy?

I loved the chart in issue 200's Challenge Lucie of the dog with the doughnut, as it was my little sister's request and I taught her to stitch! I was so proud when she completed it!

Where's the strangest place you've stitched?

I've been skiing a few times and always take my stitching on holiday, so I've stitched up a mountain in a lovely cosy cafe with hot wine next to me, mmm lovely!

When you're not stitching, we'll find you...

LARPing. I'm a Live Action Roleplayer with a small local group mostly made up of friends which has been running for years. We meet roughly every fortnight and play our medieval fantasy-based games on the South Downs where we all live. It's a great way to use your imagination and keep fit while having fun!

We want to hear from you...

If you'd like to feature in *Crazy*, email crazyreaderpanel@cross-stitching.com or send a letter marked 'Reader panel' to the address on the right. We'll need your name and a photo of yourself – if you're featured you'll receive a mystery stitchy prize!

CrossStitch crazy

EDITOR Yvette Streeter
yvette@cross-stitching.com
ART EDITOR Rachel Bullen
PRODUCTION EDITOR Rachel Nott
rachel.nott@cross-stitching.com
TECHNICAL EDITOR
Fiona Baker
CHARTING EDITOR Sarah Heys
CHARTING EDITOR Abigail Barker
PHOTOGRAPHY Steve Sayers
MODEL www.istockphoto.com
CONTRIBUTORS Jenny Barton, Poppy Benner, Emma Congdon, Helen Dorritt, Meg Evershed, Lucie Heaton, Durene Jones, Sarah Malone, Carol McCormick, Cheryl McKinnon, Heather Nugent, Rhys Reed, Lesley Teare, Sarah Trevor
GROUP ADVERTISEMENT SALES MANAGER
Penny Stokes
SENIOR BRAND SALES EXECUTIVE
Justine Hall ☎ 0117 300 8154
justine.hall@immediate.co.uk
DIRECT MARKETING ASSISTANT
Joe Jones
PRODUCTION DIRECTOR Sarah Powell
PRODUCTION MANAGERS
Emma McGuinness, Siân Rodgers
BUYING TEAM
Paul Torre, Corinne Mellerup, Karen Flannigan
PUBLISHING DIRECTOR Cath Potter
CHAIRMAN Stephen Alexander
DEPUTY CHAIRMAN Peter Phippen
CEO Tom Bureau
MANAGING DIRECTOR Andy Marshall
HEAD OF LICENSING & SYNDICATION
Joanna Marshall
DISTRIBUTION
Dovetail Services
PRINTED IN ENGLAND BY
William Gibbons
REPROGRAPHICS
Tony Hunt, Chris Sutch

For all UK subscription orders enquiries, back issue and binder sales please call ☎ 0844 844 0385 or email crossstitchcrazy@servicehelpline.co.uk

To subscribe online log on to www.buysubscriptions.com/crazy
For overseas subscriptions please call ☎ +44 (0)1795 414 676 or email crossstitchcrazy@servicehelpline.co.uk

Annual subscription rate for 13 issues: UK £47.69, ROI £54, Europe £54 and rest of world £69.

We are happy for you to photocopy our charts as long as it is for personal use only. No part of the magazine may be resold without permission. Do photocopy subscription, mail order coupons and competition entry forms (one per reader please).

Cross Stitch Crazy is published by:

IMMEDIATE MEDIA CO

Formerly BBC Magazines, Origin Publishing and Magicalia

Immediate Media Company Bristol Ltd,
2nd Floor, Tower House, Fairfax Street,
Bristol BS1 3BN
Tel: 0117 927 9009 Fax: 0117 934 9008

abc 16,960 combined print and digital total (1st January - 31st December 2014)
www.abc.org.uk

Immediate Media Company Bristol Ltd is dedicated to producing the very best consumer specialist interest magazines, edited and designed to inform our readers, enhance their lives and give them the best value for money possible. Please visit www.immediate.co.uk for details of our other publications. We take great care to ensure all elements of *Cross Stitch Crazy* are accurate. However, we accept no liability for any misprints or mistakes that appear in this magazine. All prices quoted are correct at the time of going to print.

© Immediate Media Company Bristol Ltd

Immediate Media Company Bristol Ltd is working to ensure that all of its paper is sourced from well-managed forests. This magazine can be recycled, for use in newspapers and packaging. Please remove any gifts, samples or wrapping and dispose of it at your local collection point.



MariesCrossStitch.co.uk Tel: 01376 777017

WINTER SALE NOW ON

Save upto 50% off hundreds of
Cross Stitch, Latch Hook and Tapestry Kits



Harmony
Code: RLR100-035
Sale Price
£39.99



Sweet William
Code: RLR1463
Sale Price
£10.99




Sew Dinky Cottage
Code: BTXSD9
Sale Price
£8.74



Water Mill
Code: HCJCWM369
Sale Price
£22.27



The Farm Lamb
Code: SC-RLR1521
Sale Price
£9.49



Love Baby
Code: BTXKA8
Sale Price
£12.49

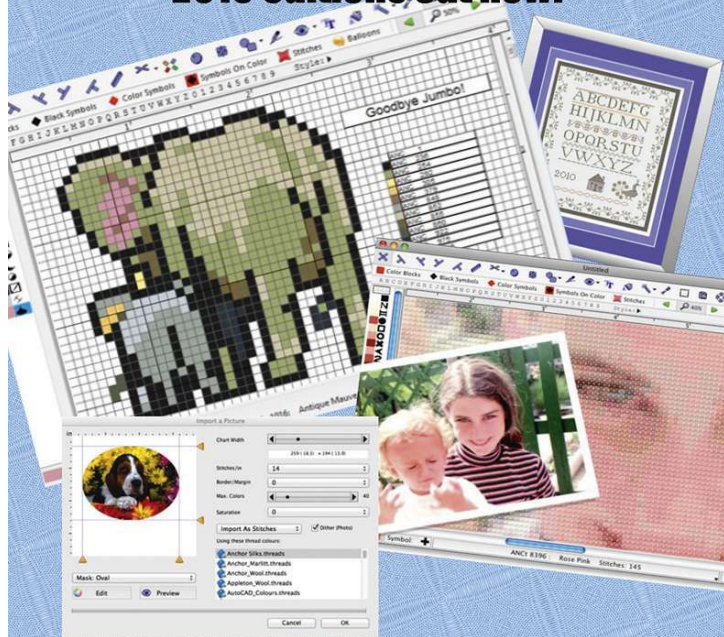
Save 50% on all the kits above, stocks are limited, once they're gone, they're gone!

MacStitch / WinStitch

from Ursa Software

cross stitch for *your* computer

2015 editions out now!



Prices from 25 to 40 pounds.
Demo version available free.
www.ursasoftware.com



X Squared Cross Stitch

www.xsquared.com.au



Over 2500 Patterns
Over 2000 Digital Patterns
Operating since 2013
Worldwide shipping
Custom-size patterns
Patterns for all skill levels
Photo to pattern service

www.etsy.com/shop/XSquaredCrossStitch

xsquared@live.com.au
Stitch Outside the Square

*** **K@tZ XStitch** ***

www.katzxstitch.co.uk

'All things cross stitch'

DMC 49p - Anchor 59p

Mill Hill beads from £1.30, size 6 & 8 from
£1.99 and Magnifica £3.99

Kreinik #4 £2.99, B/F £1.85 and #8 £3.15
Zweigart fat quarters from £4.25

We stock a wide range of threads, fabrics, kits and other
accessories...

Please visit our website to view the products we have
available. Telephone orders welcome.

UK orders over £50 post free (T&Cs apply).

E-mail: sales@katzxstitch.co.uk - Telephone: 0116 2827141



Charles Craft
Elbesee
HERITAGE
Crafts
MIRABILIA

FreeGift

GIFT AVAILABLE
with print edition
of issue 212 only
CALL ☎ 0844 844
0385 TO BUY!



Your free gift!

Fantasy collection chart book

Get your magical stitch on with this fab set of designs from top designers Lucie Heaton, Durene Jones, Lesley Teare and Shannon Wasilieff!

Being a stitcher, watching your needle weave in and out of your fabric to create a beautiful design, can sometimes feel like you're performing magic, so we couldn't think of a more appropriate collection than this fantasy-inspired set! Whether your favoured

fairytale contains fairies, unicorns, mermaids or witches, you'll be seriously spoilt for choice with this mythically marvellous chart book! Use the charts to create an abundance of stichy treats, from cards and tags to a whole underwater themed party. And, we've included eight pages of matching papers

to help make your stitched cards and gifts stand out from the crowd. If you need more, or you don't want to cut up your book, simply visit Cross-stitching.com to download and print as many papers as you like! Remember to share your stitching with us, too – drop us an email at yvette@cross-stitching.com. ●


Give your shelves a spring clean - add a sweet border or picture



PLUS

Handy 2-in-1 fabric gauge and ruler!

This month, we're also giving you this fab free gift! Not sure what count your aida is? Simply hold it over the fabric and match up the squares with the corresponding marks - genius! Pop it in your handbag or keep it with your stichy stash, and you'll never struggle to work out your fabric size again.



Stitch a hug!

DMC's Somebunny to Love is always a joy to welcome to *Crazy*, and nothing says 'I love you' like this cuddly pair!
Exclusive to *Crazy*!

Enjoy a snuggly stitch as you bring to life this winsome pair of bunnies, our special gift to you this Valentine's Day!

Not only will they look gorgeous on your wall, but you'll also enjoy working the detailed shading which gives this lovable twosome a soft, almost three-dimensional feel. And, the clever use of DMC Color Variations thread in the bunnies' ears adds a beautiful textured effect too. If you haven't worked with these

Need to know

Stitch Time
50 hours (approx)

Stitch Types
Whole cross stitch,
backstitch

pretty threads before, they have subtly changing tones which create a unique, fabulous result every time you use them. So, pick up your needle and thread, and prepare to fall in love! ●

ShoppingList...

Threads - DMC stranded cotton, DMC Color Variations and DMC Satin Thread as listed in the key

Needle - Size 24 tapestry needle


Fabric - DMC 14-count white aida measuring 30x25cm (12x10in). Visit www.sewandso.co.uk or call ☎ 0800 013 0150 to buy

Extras - Frame of your choice with a minimum aperture of 20x17cm (8x6½in)

Somebunny to Love © Michael Abrams



*Stitch this darling
design for your
Valentine this year!*



ReaderSays...



I love this
Somebunny
To Love
design. To
me, it's just
perfect.
It really

reminds me of my mum and
myself as we're always together
and we both love bunnies.
I'd like to stitch this for our
apartment for Easter.

Terri Schmidt,
Florida, USA

Somebunny To Love

✦ Cross stitch in two strands

	DMC	Colour
∩	blanc	white
■	351	red
◡	760	pink
A	761	light pink
*	762	very light grey
s	948	peach
e	3042	antique mauve
◻	3712	dark pink
N	3713	very light pink
I	3743	lt antique mauve
P	3755	blue
t	3756	very light blue
J	3841	light blue
\$	3347	green
▽	3348	light green

✦ Cross stitch in two strands*

◻	S799	dark blue
◆	S909	dark green

✦ Cross stitch in two strands**

⊙	4090	golden oasis
---	------	--------------

✦ Backstitch in one strand

—	535	grey
---	-----	------

✦ Whole stitches only


Stitch count 109 (h) x 89 (w)

Design area on 14-count fabric
20x16cm (7¾x6¼in)


* DMC Satin thread

** DMC Color Variations

Stitched by Val Watkins



10 20 30 40



© DMC Creative World Ltd. 2015

There's More

If – just like us! – you simply can't resist **Somebunny To Love**, check out these adorable cross stitch kits from DMC! To find a local stockist or for more information, visit www.dmccreative.co.uk or call ☎ 0116 275 4000.

▼ **Blowing Bubbles,**
(BL1091/51), 18x23cm
(8x11in), £28.99



▲ **Flower Girl,**
(BL1093/51), 23x18cm
(9x7in), £20.99



▲ **Daisy Chain,**
(BL1038/51), 20x20cm
(8x8in), £20.99



▲ **Eskimo Kiss,**
(BL024/51), 13x18cm
(5x7in), £14.99





Your letters

We love seeing what you've been busy stitching, so send us an email or letter along with a photo and if it gets printed you'll win a prize!

Star letter

Fearless stitching

I wanted to share a photo of some of the things my daughter Chloe made for Christmas. She's made lots of little gifts for her friends and made personalised tree decorations for all of the family. She's 16 years old and suffers with anxiety and panic attacks, but since she discovered cross stitching, she's been much more relaxed. She loves *Crazy*, particularly the smaller designs that she can use to make cards and other

little gifts from, so thank you!
Gemma Collins, Kent

Yvette says: That's so lovely to hear, Gemma. Cross stitching can help so many people in so many ways. Chloe has done a brilliant job of these stitched pieces, and I hope she continues to grow in strength and confidence.



You are a winner!
Gemma Collins

Just treats!

I wanted to thank you for the 50 Halloween gift ideas by Lucie Heaton that were in issue 194 of *Crazy* last year. I was running late with my Halloween ornaments and wanted to stitch some for a few friends, so these quick motifs were just the thing. In the end, I managed to stitch up exactly what I needed in a few days!
Othel Lewis, Iowa, USA

Rachel says: We're glad we came to the rescue for you, Othel!



▲ Othel stitched these Halloween decorations from issue 194

Sugar 'n' spice

I thought you might like to see my gingerbread man, taken from *Crazy* issue 210. I decided I wanted to do something slightly different, so instead of making him into bunting, I made him into a Christmas card. I'm looking forward to stitching the rest of the gingerbread men too.
Sheila Littlewood, Cumbria

Yvette says: I love the hearts you've added, Sheila. This little chap looks delighted to be on his own card!



▲ This cutie is winging his way to someone special!

WIN! Each month our star letter winner receives a fantastic prize!

This month's Star letter winner will receive this beautiful Love Blooms kit from The Stitching Shed worth £18.50! For more information and to buy, visit www.thestitchingshed.co.uk or call ☎ 07876 023 302.

WORTH OVER £18!



Sew inspired

I've been a keen stitcher most of my life and have a drawer of stitched pieces that haven't made it into frames. I have a few projects on the wall and make some into cards, but like to find other things to make, too. This design is called Cat's Chorus by DMC, and as one of my other hobbies is sewing, I've turned it into a cushion, inspired by my purchase of a shiny new sewing machine!
Sarah Kraszewski, Essex

Rachel says: This looks very professional, Sarah – well done!



▲ A new sewing machine encouraged Sarah to turn her stitching into a cushion!



▲ Owl fan Rebecca can't wait to display this in her living room

Family tree

Hello *Crazy*! I wanted to show you my latest finish. I love owls and instantly fell in love with this kit the minute I saw it. I really enjoyed stitching it too. I can't wait to frame and display it on my living room wall next to my owl ornaments.

Rebecca Owen, Wales

Yvette says: You're a girl after my own heart, Rebecca, as I'm a big fan of owls too! I bet this will look fantastic in your living room. I'm actually feeling quite jealous!

Quick stitch!

Send us a picture of your first finished project from this issue of *Crazy*, and you could win First Past the Post!

Hop to it

I loved this bunny in a Christmas jumper design from the *Crazy* for section in the January issue and knew I just had to stitch him straightaway! I'm going to make him into a decoration for my tree, and the penguin in a jumper will also be joining him once he's finished.

Kerry-Anne Swales, Doncaster

Rachel says: We love your bunny too, Kerry-Anne, and think he looks fantastic stitched on evenweave. What a great idea! Well done on being our fastest stitcher this month!



▲ Hayley added an extra pop of colour with pretty buttons!

A room with a view

Here's a project I've completed from issue 205. I decided to jazz up the frame myself using brightly coloured buttons which complement the pictures. I love the magazine so much – it's full of great designs that aren't available in normal high street kits. Thank you!

Hayley Severn, Nottingham

Rachel says: This design by Durene Jones is one of my favourites too, Hayley. It's such a simple idea yet it's so effective! Your buttons add a welcome burst of extra colour too. An absolute delight.

Special delivery

I was thrilled to find out my sister was expecting for the first time and immediately went on the hunt for the perfect cross stitch to mark the arrival of my niece. This sampler has been a work in progress for six months! I was up until midnight the night she was born and up again at 6am the next morning to finish before getting it to the framers. I'm the proudest aunty ever, my niece is just perfect in every way and it was a delight to create this for her.

Irena Rattray, Reading

Yvette says: How wonderful to create something so unique for your niece, Irena. It's really beautiful. Congratulations!



▲ This gorgeous sampler was stitched by Irena for her new niece

Subs stars

Each month, three subscribers are selected to win a prize as a thank you for their loyalty to *Crazy*!



Prizes every month!

This month, our lucky winners will receive this beautiful heart-shaped storage box! For your chance to win, turn to page 32 and subscribe to *Crazy* today. See below for this month's Subs stars winners.

- ▶ **E Heath** Subs no: **CSCZ065552**
- ▶ **A Barrasso** Subs no: **CSCZ065668**
- ▶ **P Hassall** Subs no: **CSCZ065684**

To find out how to become a *Crazy* subscriber, turn to page 32!

Penguin party!

So many of you loved the cute polar pals kit from issue 210, we thought we'd share a few of our favourites!



▲ **Stitching newbie** Nicky really enjoyed working on this kit

Beaded beauty

Here's my finished Polar Pals hoop kit from issue 210. I've used glittery evenweave and added a few more snowflakes and some gold beads. I hope you like it.
Melanie Woods, Lancashire



▲ **Melanie embellished** her design with seed beads and snowflakes

Rachel says: Your glittery evenweave and festive touches add to the snowy scene beautifully!

Lift me up

I've recently started a subscription to *Crazy* after a few years' break from stitching and love the charts. I've been down with the flu, and the Polar Pals were the perfect project to keep my spirits up. Now I just need to find some nice ribbon!
Sarah Palfrey, London



▲ **This cute kit** helped lift a poorly Sarah's spirits!

Rachel says: Welcome to *Crazy*, Sarah!

Snow good

Here's a photo of my finished Polar Pals hoop kit which was free with issue 210 of *Cross Stitch Crazy*. I was really pleased with the result because I'm fairly new to cross stitching, and before doing this project, I'd only completed the mini cross stitch kits. I love your magazine which I think is the best out of all the craft magazines.
Nicky Jones, Warwickshire

Yvette says: Thank you, Nicky, what a lovely thing to hear! You've done a great job with your kit. Bravo!

Christmas cuties

I couldn't resist these little cuties when they dropped through my letterbox, and started stitching them straightaway. I finished off with some sparkly Christmas ribbon. They were a joy to stitch. Thank you, *Crazy*!
Kerry O'Keefe, Essex



▲ **Kerry finished off** her Polar Pals with a glittery ribbon

Yvette says: You're welcome, Kerry. I think the pretty ribbon adds a lovely festive feel to your finish!

Polar pair

Here's my finished free gift from issue 210! I loved every stitch – it was such a cute and fun design. Thank you!
Sam Lake, Norwich

Rachel says: You've done a great job, Sam. Thank you for sharing your lovely work with us! I'm so pleased you enjoyed it.

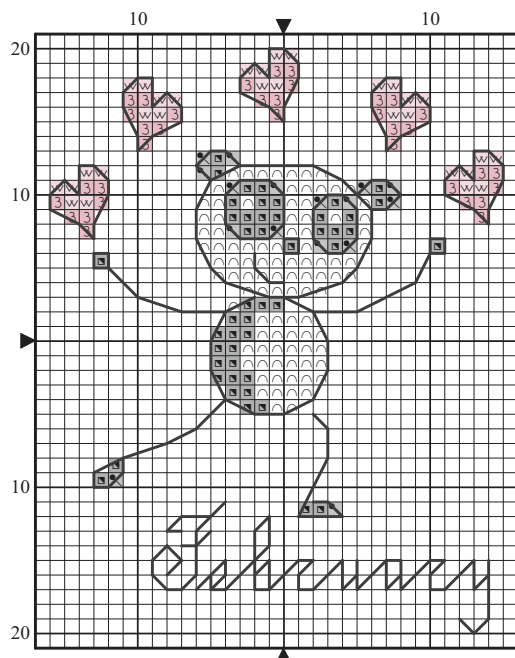


▲ **Sam enjoyed every stitch** of her Polar Pals kit

Cross Stitch Quickie!

Share the love this Valentine's Day with this adorable panda!

Next month
NEW SERIES: BIRDS!



February panda

✦ Cross stitch in two strands

	DMC	Anchor	Madeira
○	blanc	2	2402
●	414	235	1714
■	603	55	505
■	604	50	614
■	3799	236	1713

✦ Backstitch in one strand

—	3799	236	1713
---	------	-----	------

✦ Whole stitches only

Stitch count 40 (h) x 31 (w)

Design area on 14-count fabric
7x5.5cm (2³/₄x2¹/₄in)

Celebrity wordsearch

Getty Images Ltd



I	S	N	H	R	T	A	H	K	C	A	L	B
V	M	T	O	E	O	H	V	W	G	I	D	C
A	I	I	H	I	M	A	E	E	S	N	T	H
E	T	N	A	E	T	S	O	D	A	W	A	Y
S	N	S	T	C	H	F	W	E	A	U	T	O
E	K	R	A	H	U	U	T	O	S	R	S	I
H	D	O	U	L	E	I	N	T	R	R	K	H
T	L	S	T	O	H	H	R	T	E	T	C	S
F	R	R	I	W	B	A	E	G	S	T	H	U
O	O	A	W	R	L	L	N	A	A	M	T	R
N	W	O	V	I	H	E	E	C	R	C	A	U
K	N	K	A	G	V	C	U	M	H	T	I	N
S	C	D	N	A	E	M	O	H	V	H	O	R

AGE OF ULTRON
 AUSTRALIA
 AVENGERS
 BLACKHAT
 CHRIS
 HEMSWORTH
 HOME AND /
 AWAY
 IN THE HEART /
 OF THE SEA
 MELBOURNE
 RUSH
 SNOW WHITE AND /
 THE HUNTSMAN
 THE DARK /
 WORLD
 THOR

All the words in this month's celebrity wordsearch relate to the actor Chris Hemsworth. Words can read up, down, across, backwards and diagonally. Can you find which word is left over?

You can find the answer to this puzzle on page 82!

Just for men

Yet again, you've come to my rescue, *Crazy!* I had two men's cards to stitch and make for November, one of which was to accompany a bottle of merlot. I opened up issue 210 and immediately found exactly what I needed, Emma Congdon's fabulous gift ideas for men! I hope you like what I've done.

Bev Wyld,
 Weston-super-Mare

Yvette says: Hee, hee, we're very happy to oblige, Bev. It's almost as if we can read your mind and predict what you'll be wanting to stitch next! These cards look fantastic, and I'm sure the card on the right went brilliantly with the bottle of wine. Cheers!



▲ *Crazy* came to Bev's rescue with our gift ideas for men

Celebrity stitches

I just wanted to show you my latest finish of Kristian Kiehling, an actor who used to be in *EastEnders*. I sent him a pic of my stitched portrait of him when it was three quarters finished a few weeks ago, and got a lovely response saying it was marvellous. I also had an email from Kristian yesterday to say it was an amazing piece of work when I showed him the finished picture. I couldn't ask for a better compliment, especially as it's my last piece of work for a while.

Jo Carter, East Sussex

Rachel says: Gosh, how exciting to hear back from Kristian himself, Jo – I bet he was chuffed to bits to see his portrait in stitches! I hope you return to stitching soon.


▼ Actor Kristian Kiehling thought Jo's portrait of him was 'marvellous'!



Get in touch!

We love to see what you've been busy stitching, so get in touch and tell us all about it, and don't forget to include a picture! Every letter printed wins a super-cute kit from www.Mouseloft.co.uk

Email: crazyletters@cross-stitching.com
 Facebook: [facebook.com/crossstitchcrazy](https://www.facebook.com/crossstitchcrazy)
 Twitter: twitter.com/crazy_magazine
 Write to: Yvette Streeter, *Cross Stitch Crazy*, 2nd Floor, Tower House, Fairfax Street, Bristol BS1 3BN



WIN!

NB We reserve the right to edit your correspondence

FABULOUS COURSES

See it, love it, create it! All with a little help from these crafty companies



HAWKWOOD COLLEGE

Learn the skill of exquisite Japanese Embroidery, held four times a year. Hawkwood College, Stroud, Gloucestershire runs a wide variety of courses in arts, crafts and more in beautiful, tranquil surroundings or come to the July Creative Arts Summer School!

www.hawkwoodcollege.co.uk
01453 759034 // info@hawkwoodcollege.co.uk



PATCHFINDERS

Patchfinders have moved their extensive array of fabrics and notions to delightful new premises in Poynton, Cheshire. The new shop offers one level easy access for browsing and there are two well lit classrooms. A wide range of workshops are held for all levels of experience, year-round.

www.patchfinders.co.uk
01652 262518



ROYAL SCHOOL OF NEEDLEWORK

We offer an exciting programme of hand embroidery classes. If you're a complete beginner or looking to develop existing skills, join us for a day of creative stitching with our expert tutors.

www.royal-needlework.org.uk // 020 3166 6938
noleen.wyatt-jones@royal-needlework.org.uk



I MADE IT!

I Made It! is your number one website for ONLINE creative classes. All your favourite crafts presented by the UK's most inspiring instructors. Lifetime class access, watch anytime, anywhere you can get online. SAVE 20% on your first class using code CROSS20

www.imadeitcrafts.co.uk
01473 214050 // info@imadeitcrafts.co.uk



J'ADORE LA MAISON

We stock Annie Sloan fabrics, have a fabulous selection of cupboard and drawer knobs and are proud stockists of Chalk Paint™ decorative paint by Annie Sloan. All our painting classes are led by an Annie Sloan trainer and tuition is within a small friendly group.

www.jadorelamaison.co.uk
01329 835255 // sales@jadorelamaison.co.uk



NOTIONBERRY, BEDFORDSHIRE

Notionberry sewing and crafts café offers a range of workshops from sewing to lampshade making, crochet to origami. All materials and equipment are provided, just bring yourself. Look out for our summer holiday workshops to keep the children occupied too.

www.notionberry.co.uk
01525 874253 // info@notionberry.co.uk

Aidan Turner

GETTY IMAGES



Treat yourself to a smouldering stitch as you get to work on Poldark's portrait!

Whether he's playing a vampire in *Being Human*, a dwarf in *The Hobbit*, or a Cornish tin mine owner in *Poldark*, Aidan Turner manages to convince us he truly is each of the characters he portrays. This ability, together with his dashing good looks, has us glued to our TV! Look out for Aidan this Christmas, cast as a bad apple in a TV adaptation of Agatha Christie's *And Then There Were None*. You could even stitch this lifelike design at the same time! ●


Aidan Turner

✦ Cross stitch in two strands

	DMC	Anchor	Madeira
∩	blanc	2	2402
■	310	403	2400
♥	758	868	2313
🔍	762	234	1804
Q	838	380	2005
▣	839	1050	2003
?	950	4146	2309
3	951	1010	2308
✿	3371	382	2004
⋈	3770	1009	2314
↗	3781	1088	1904
↖	3790	393	1905
+	3859	1013	2310
N	3862	374	1913
x	3863	379	1912
w	3864	376	1910

✦ Whole stitches only

Stitch count 79 (h) x 68 (w)
Design area on 14-count fabric
14.5x12.5cm (5 7/8x4 3/4in)



Reader's pick!
Requested by
MARIANNE SPENCER

Who would you like to see as a Crazy Celeb stitch? It might be your favourite actor, a Hollywood icon or even a sporting great! Email your requests to celebstitch@cross-stitching.com or post them to: Celeb stitch, Cross Stitch Crazy, 2nd Floor, Tower House, Fairfax Street, Bristol BS1 3BN.

If you're lucky, the celebrity you request may be picked to appear in a future issue of *Crazy*. We love seeing your stitching, so don't forget to email any photos of your stitched celebrities from *Crazy* to yvette@cross-stitching.com for your chance to appear on our Letters page and win a lovely prize!

50 Blackwork Gift ideas



Try a new technique and embrace the beauty of blackwork in this colourful collection of springtime treats!

Designed by Lesley Teare

Who knew blackwork could be so pretty? Usually worked in one shade (most often black, hence its name), we've given this technique a makeover with pops of colour, thoughtfully placed whole stitches, and perky patterns for a springtime feel you'll be keen to embrace! Turn the page to find a host of motifs you can use again and again. We've used French knots in most of the designs, but you can switch them for seed beads if you fancy! ●

Need to know

Stitch Time

3-4 hours (each)

Stitch Types

Whole cross stitch, fractionals, backstitch, French knots

Shopping List...

Threads - Stranded cotton as listed in the key

Needle - Size 24 tapestry needle

Fabric - Zweigart 14-count white aida measuring a maximum of 15x15cm (6x6in) for most designs. To buy, call ☎ 0800 056 7811 or visit www.willowfabrics.com

Extras - Single Fold Square Card with Scallop Edge in White (SCF06U-30) and Square Aperture Card in White (AP55U-30) from www.craftcreations.com or call ☎ 01992 781 900. 4in Embroidery Hoop from www.sewandso.co.uk or call ☎ 0800 013 0150. Mirror (HBMSIL) from www.framecraft.com or call ☎ 01543 360 842. Backing fabric, card, felt, ric-rac, 4cm covered button, ribbon and metal purse clasp from local craft stores






Add handmade paper to plain card for a textured finish




Wooden hoops make framing easy-peasy!




1




2



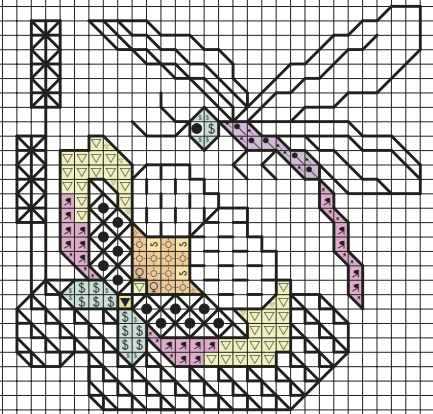
3



4



6



5 ▶ For a big colour boost, stitch your designs on pastel-coloured aida

Blackwork gift ideas

✕ Cross stitch in two strands

	DMC	Anchor	Madeira
▽	165	278	1414
✂	208	99	804
P	211	342	801
■	310	403	2400
♀	720	326	309
⊙	741	304	202
§	743	302	113
▼	907	255	1308
§	958	187	1114
✂	3607	87	708
w	3609	85	710

✕ Backstitch in one strand

—	310	403	2400
---	-----	-----	------

✕ French knots in one strand

●	310	403	2400
---	-----	-----	------


✕ Contains fractional stitches

Max. stitch count 37 (h) x 56 (w)

Design area on 14-count fabric
7x10cm (2½x4in)

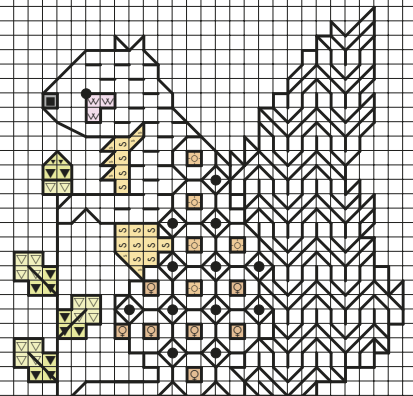
Stitched by Lesley Batty

7




8 ▶ Make a set of teatime napkins by stitching designs on soluble canvas

10

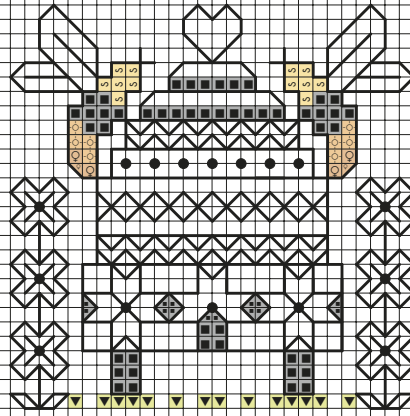


9 ▶ Give someone's desk a refresh – decorate pen pots, pencil cases and files with sweet motifs


11



12



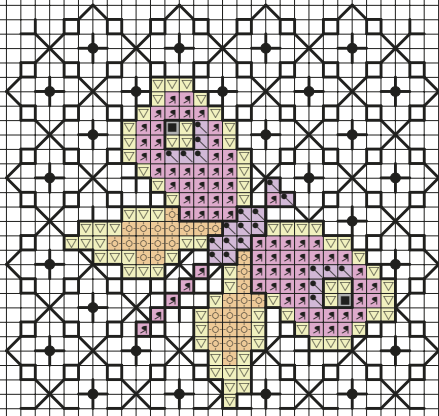
13




16

► Give a bunch of flowers the wow factor with brown paper and a stitched gift tag

14




15



18

► Create cool wall art by hanging three motifs in painted embroidery hoops

17




19

► Decorate a plain white pillowcase with a motif in each corner using waste canvas

20


► Give a bathroom a boost – choose towels with an aida insert and stitch away!

21



More charts 


22




23

► Treat your kitty to their own personalised bed, patched with this silhouette design (left)


24




25





26



27



28



29

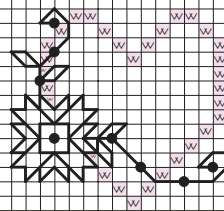
30

► Stitch three motifs on aida band then back with sticky felt to make a bookmark


31

► Make a simple friendship bracelet using the heart motif (right) and wide ribbon

32




33



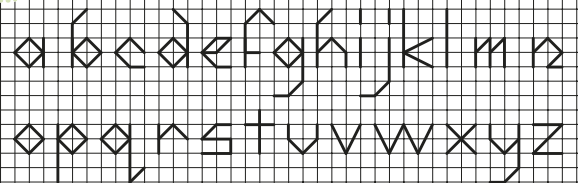
34


► Buy a beeswax candle and turn a bee design into a gift tag for a fan of honey

35




36





37




38

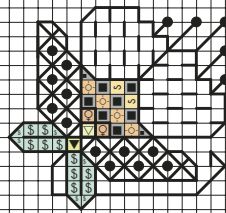
39 ▶ Search online 'how to make a lampshade' then upcycle a shade using stitched motifs

42


41 ▶ Stitch a round design, add wadding then attach to a lid to make an ORT jar for a stitchy friend!



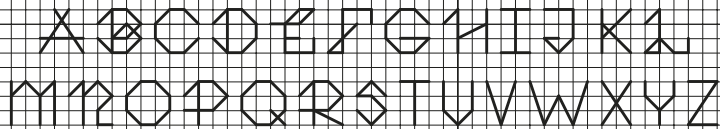
40



43




44 ▶ Create a stash of cards and tags, as these designs would work for any occasion




45

46


47



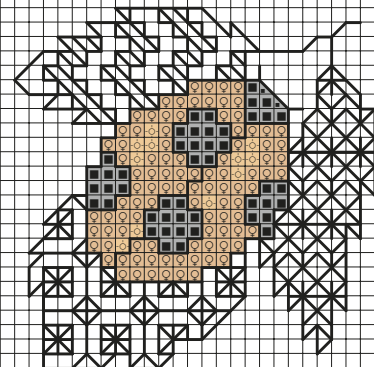
48 ▶ Border designs are a great way to add a frame to your work for a pretty finish



49



50



Let the sun shine

Fill your stitching with vibrant colour and light as your needle works its magic with these fresh new designs from Bergère de France! House (left) measures 20x20cm (8x8in) and costs £10.60 for a kit, while Gipsy Village (right) measures 20x55cm (8x22in) and costs £23.

Visit www.bergere-defrance.co.uk to buy



This month's Must-haves

This month, Rachel's been searching out the latest buys for your spring stitch list – see what she's found!



Hanging hearts

These paper hearts are perfect for romantic gifts, or for creating your own bunting. Why not spell out a heartfelt message? With 10 in each pack for just £2, you could buy two to pop the question in stitches to your other half and make this Valentine's Day one to remember!


Visit www.tigerstores.co.uk to find a store near you



All aboard

Unlike the real thing, we guarantee there'll be no waiting around for this bus, as you'll want to stitch it as fast as you can! London Bus is a new design by the talented Margaret Sherry, measures 22x30cm (9x12in) and costs £27.49 for a complete kit.


To buy, visit www.bothythreads.com or call 01900 828 844



A little love

Forget blues and pinks, this Little Love kit by Lizzie Kate uses thread colours with names like Pecan and Romance, just adding to the charm and appeal of the pretty picture! There's some embellishment, too, with a scattering of pink seed beads and a floral button, but as this is a small project at just 53x52 stitches, you'll complete it in no time at all. Buy the kit for £8.

Visit www.peaksideneedleworks.co.uk or call 07881 951 739 to buy



Stitch back in time

Prolific cross stitch designer Peter Underhill has done it again with this joyful street scene for Heritage Crafts. High Street, measuring 21.5x30.5cm (8½x12in) and costing £43.99, is a nostalgic look back at a not-too-distant past when towns up and down the country were filled with varied and interesting independent shops such as this florist, gentlemen's outfitters and lighting emporium.

Visit www.hcrafts.com or call ☎ 01889 575 256 to buy

Totes amazing

We can never have too many bags, and so one with our initials on is definitely high up our wishlist! This sweet tote comes personalised with up to four letters, along with threads and a needle, so you can add as many stitches as you want or simply leave it just as it is. This lovely bag measures 43x38cm (17x15in) and costs £12.

Visit www.notonthehighstreet.com/cerysturner to buy



Just a note

Notepads are so handy, whether you're writing down your shopping list, to-do tasks, or – more importantly – making a note of those cross stitch designs you really need in your life! Decorated with sweet stitchy-themed motifs, this lovely Time to Sew Notepad by Hatched and Patched is guaranteed to become your new favourite jotter. It costs £7 from Patchwork Rabbit, and we'd like one in every room in the house, please!

Visit www.patchwork-rabbit.co.uk or call ☎ 01380 850 065 to buy



3 OF THE BEST... MAGAZINE FILES

PEACOCK PARADE

This fancy magazine file is accented with gold foil and finished with a blue lining, ensuring an eye-catching display. And, if you love this beautifully detailed pattern you'll be pleased to know there are over 70 matching items! Buy for £7.

To buy, visit www.paperchase.co.uk



MINIMALIST CHIC

At only £4 for a pack of two, and available in either white, black, pink or green, this budget buy is easy on the eye! The cut-out handle and a label holder is perfect for organising your magazines.

To buy, visit www.ikea.com



STITCHY STYLE

Buy a binder from our sister magazine, *The World of Cross Stitching*, and you can keep a year's worth of Crazy (13 issues) in perfect order. Each binder costs £7.50 which includes UK P&P.

To buy, visit www.buysubscriptions.com



Hello, friend!

Fans of vintage style will be charmed by this delightful duo sharing the wonderful gift of true friendship

Designed by Belle and Boo

We love welcoming new characters to *Crazy*, and this adorable twosome is no exception! The little girl and her cute kitten companion look as sweet as can be in this enchanting design which harks back to a gentle, bygone era. The mix of vibrant rich shades and softer, cool tones give life and depth to the scene, also helped along by the skilful shading and variety of stitches. Featuring French

Need to know

Stitch Time

40-50 hours

Stitch Types

Whole cross stitch, fractionals, backstitch, French knots

knots for a fun, textured feel, and fractionals which give the faces expression, this is a fab project for confident stitchers who value close friendships! ●

ShoppingList...

Threads - Stranded cotton as listed in the key

Needle - Size 24 tapestry needle

Fabric - Zweigart 14-count white aida measuring 35x35cm (14x14in). Call ☎ 0800 056 7811 or visit www.willowfabrics.com to buy

Extras - Floral Grey fabric by Dashwood Studio, visit www.elephantinmyhandbag.com to buy. Lace trim and cushion pad to fit from high street stores





Belle & Boo

Visit Cross-stitching.com to
make this cushion - click on
'How to' then 'Making up'



SpecialProject





ReaderSays...



I love Belle and Boo, and this design in particular is very sweet. It would make a great present for someone, especially me!

Emily Heath, Reading

Girl and kitten

✦ Cross stitch in two strands

	DMC	Anchor	Madeira
∩	blanc	2	2402
☾	312	979	1005
↗	720	1004	309
☆	721	324	308
▬	801	359	2007
♥	900	326	208
"	948	892	1314
A	963	73	502
t	3325	129	907
P	3755	140	1013
⊞	3765	169	2505
3	3774	778	306

✦ Half cross stitch in two strands

N	3863	379	1912
⊙	3864	376	1910

✦ Backstitch in one strand

—	898	360	2006
---	-----	-----	------

✦ French knots in one strand

●	898	360	2006
---	-----	-----	------

✦ French knots in two strands

○	blanc	2	2402
●	807	168	1108

✦ Contains fractionals

Stitch count 107 (h) x 110 (w)
Design area on 14-count fabric
19.5x20cm (7½x7¾in)

Stitched by Lisa Cooke

Cross Stitch Crazy

SAVE WHEN YOU SUBSCRIBE
to the digital edition of *Cross Stitch Crazy*

ONLY
£3.99
PER ISSUE!



**SIMPLY
RETURN TO THE
HOMEPAGE TO
SUBSCRIBE**

Bursting with simple and quick-to-stitch charts from all your favourite designers, **Cross Stitch Crazy** is perfect for stitching addicts just like you! Inside each issue, you'll also find all the latest must-buy products, expert tips and great giveaways.



Get **Cross Stitch Crazy** delivered direct to your device!

Simply return to the homepage to subscribe


Now available on




zinio™

To subscribe to the print edition, call ☎ 0844 844 0388 or visit www.buysubscriptions.com/crazy

Previously you've been Crazy for..




Cosy cuties
Issue 211



Vikings
Issue 210



Festive foods
Issue 209

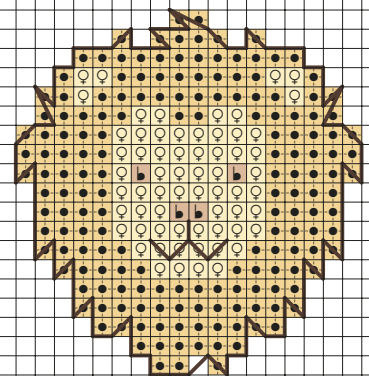
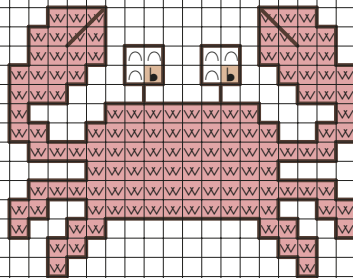
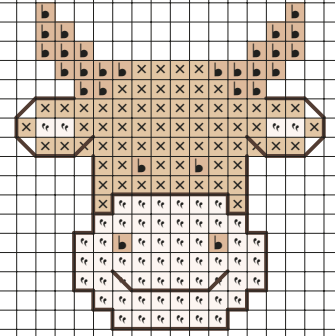



Space
Issue 208

Back issues!

Crazy hotline

☎ 0844 844 0385



Star signs

✦ Cross stitch in two strands

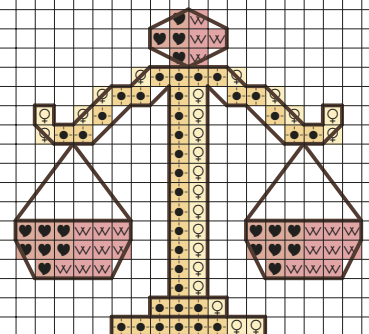
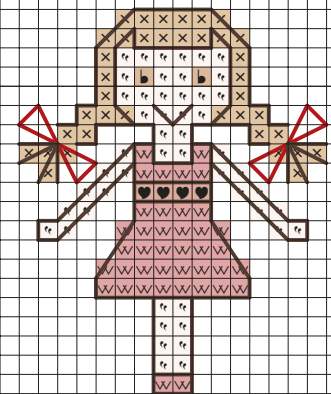
	DMC	Anchor	Madeira
∩	blanc	2	2402
♥	321	9046	510
●	552	99	713
I	554	90	711
●	742	303	114
♀	744	301	112
♂	975	355	2303
×	976	1001	2010
☺	3770	1009	2314
W	3801	1098	411
\$	3848	1074	1108

✦ Backstitch in one strand

—	321	9046	510
—	552	99	713
—	975	355	2303
—	3848	1074	1108

✦ Whole stitches only

Max. stitch count 20 (h) x 19 (w)
Design area on 14-count fabric
3.5x3.5cm (1½x1½in)

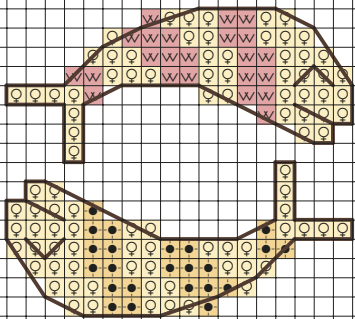
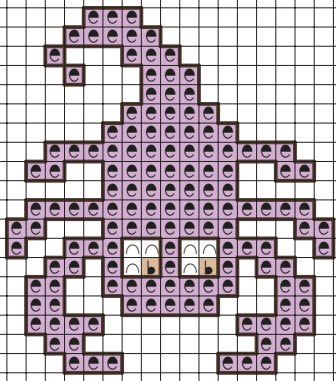


Crazy for...

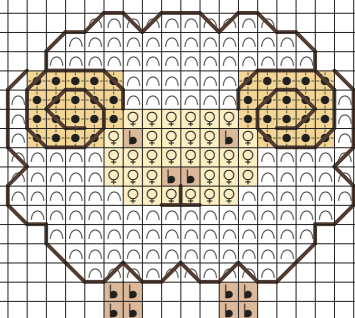
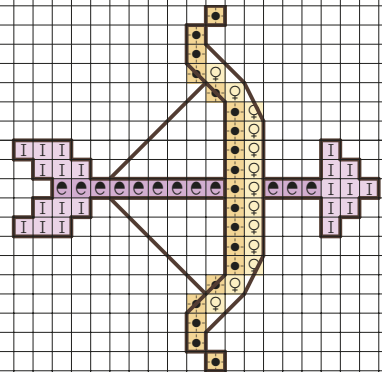
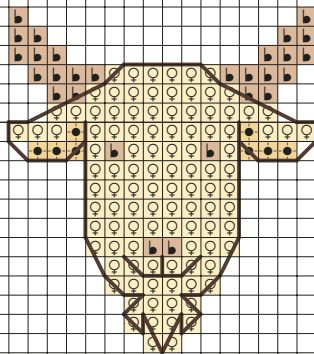
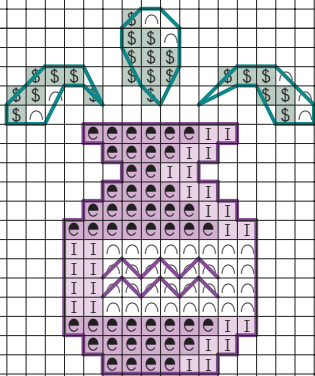
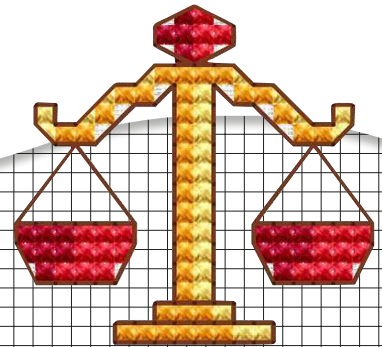
Star signs

Feast your eyes on a year's worth of birthday cards with this awesome set of zodiac motifs. Customise them how you wish – the sky really is the limit!

Designed by Tiny Modernist



Reader's pick!
Requested by
LOLA CUMMINGS



What are you crazy for?

Tell us what you're mad about stitching! We'll gather together the most popular requests and ask one of our top designers to create a whole spread of designs – just for you!

Name and address.....

..... Postcode.....

Tel no.....

I'm crazy for.....

Because

Fill in and cut out this coupon (or photocopy it) and send it to:
Crazy for... Cross Stitch Crazy, Immediate Media Company Bristol Ltd,
2nd Floor, Tower House, Fairfax Street, Bristol BS1 3BN or email your
requests to: crazyfor@cross-stitching.com

Beat those January blues with a magazine subscription



Subscriptions from just £1 an issue. With over 40 magazines to choose from, why not take out a subscription to one of your favourite titles or try a new one



5 issues for £5



5 issues for £5



5 issues for £5



5 issues for £5



5 issues for £5



5 issues for £5



5 issues for £5



5 issues for £5



5 issues for £5



5 issues for £5



5 issues for £5



5 issues for £5

Great reasons to subscribe

- Subscriptions from **just £1 an issue**
- Continue to make **great savings** after your trial period
- **Enjoy** easy and convenient delivery direct to your door
- **Never miss** an issue of your favourite magazine

2 EASY WAYS TO ORDER

Visit www.buysubscriptions.com/january and enter promotional code **JSSPI6W**

Call **0844 844 0390[†]** please quote code **JSSPI6W**
(Lines open Mon to Fri 8am – 8pm and Sat 9am – 1pm)

* This offer closes on 14 February 2016 and is valid for UK delivery addresses and by direct debit only. The discounts shown are savings calculated as a percentage of the full shop price, excluding Radio Times which is calculated as a percentage of the Basic Annual Rate. For overseas rates visit www.buysubscriptions.com or call 01795 414 746. Should the magazine ordered change in frequency, we will honour the number of issues and not the term of the subscription. You are free to cancel your subscription at any time – if you cancel within 2 weeks of receiving your penultimate issue you will pay no more than the trial rate, this is with the exception of Radio Times and Match of the Day, which you will need to cancel 3 weeks before the trial is due to end. †Calls to the number above made from a BT landline will cost no more than 5p per minute. Calls from mobiles and other providers may vary. Radio Times and Match of the Day subscriptions are for 26 weekly issues (6 months). The Basic Annual UK Subscription Rate of Radio Times is £114. This price is for 51 issues, which includes the Christmas double issue and a contribution towards postage.

CUT OUT
AND KEEP



Forever yours



Show your darling how much you love them with one of these super-cool tattoo-style Valentine cards! **Designed by Emma Congdon**

Show off your designs with ombre-shaded cards!



Pop your card in an envelope sealed with a kiss!

Cut-out&Keep

Quick and easy to stitch one a night!

Need to know

Stitch Time

5-6 hours each

Stitch Types

Whole cross stitch, fractionals, backstitch


ShoppingList...

Threads - Stranded cotton as listed in the key

Needle - Size 24 tapestry needle

Fabric - Zweigart 14-count white aida measuring 15x15cm (6x6in) for each design. To buy, call ☎ 0800 056 7811 or visit www.willowfabrics.com

Extras - Square Aperture cards (AP10U) in Creative smooth white (30) from www.craftcreations.com or call ☎ 01992 781 900. Backing paper free to download at www.cross-stitching.com



One heart


✳ Cross stitch in two strands

✳ Cross stitch in two strands

	DMC	Anchor	Madeira		DMC	Anchor	Madeira
♥	304	19	511	Q	701	227	1305
■	310	403	2400	☆	741	304	202
—	445	288	103	⊖	832	907	2509
⌘	600	63	703	×	3046	887	2206
3	602	57	702	Ⓢ	3047	852	2205
A	608	332	206	✳ Backstitch in one strand			
+	666	46	210	—	310	403	2400
◆	699	923	1303	✳ Contains fractionals			

Stitch count 37 (h) x 38 (w)

Design area 14-count fabric 6.5x7cm (2½x2¾in)



Love


✳ Cross stitch in two strands

✳ Cross stitch in two strands

	DMC	Anchor	Madeira		DMC	Anchor	Madeira
♥	304	19	511	☆	741	304	202
■	310	403	2400	×	3046	887	2206
—	445	288	103	Ⓢ	3047	852	2205
3	602	57	702	✳ Backstitch in one strand			
A	608	332	206	—	304	19	511
+	666	46	210	—	310	403	2400
◆	699	923	1303	—	666	46	210
Q	701	227	1305	✳ Contains fractionals			

Stitch count 35 (h) x 39 (w)

Design area 14-count fabric 6.5x7cm (2½x2¾in)



Be mine

✳ Cross stitch in two strands


✳ Cross stitch in two strands

	DMC	Anchor	Madeira		DMC	Anchor	Madeira
♥	304	19	511	☆	741	304	202
■	310	403	2400	t	995	410	1102
—	445	288	103	⊖	996	433	1103
⌘	600	63	703	×	3046	887	2206
3	602	57	702	Ⓢ	3047	852	2205
A	608	332	206	⊠	3842	164	1010
+	666	46	210	✳ Backstitch in one strand			
◆	699	923	1303	—	310	403	2400
Q	701	227	1305	✳ Contains fractionals			

Stitch count 41 (h) x 39 (w)

Design area 14-count fabric 7.5x7cm (3x2¾in)

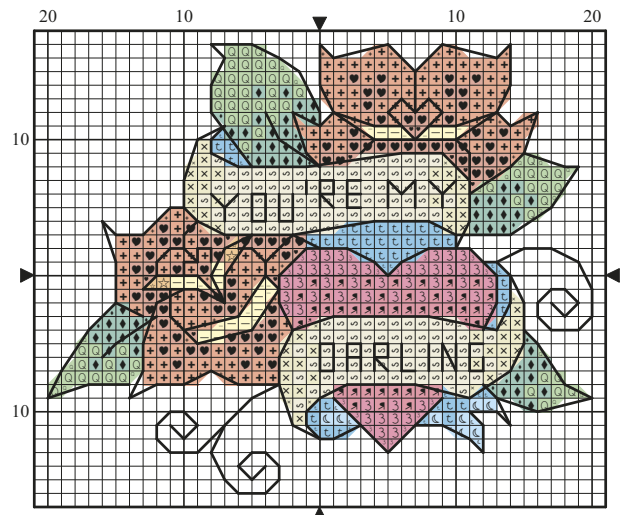




Bird with key

✳ Cross stitch in two strands			✳ Cross stitch in two strands				
	DMC	Anchor	Madeira		DMC	Anchor	Madeira
	600	63	703		995	410	1102
	602	57	702		996	433	1103
	608	332	206		3842	164	1010
	666	46	210	✳ Backstitch in one strand			
	741	304	202		310	403	2400
	832	907	2509	✳ Contains fractionals			


Stitch count 38 (h) x 40 (w)
Design area 14-count fabric 7x7cm (2³/₄x2³/₄in)



You're my darling

✳ Cross stitch in two strands			✳ Cross stitch in two strands				
	DMC	Anchor	Madeira		DMC	Anchor	Madeira
	304	19	511		995	410	1102
	445	288	103		996	433	1103
	600	63	703		3046	887	2206
	602	57	702		3047	852	2205
	666	46	210	✳ Backstitch in one strand			
	699	923	1303		310	403	2400
	701	227	1305	✳ Contains fractionals			
	741	304	202				


Stitch count 33 (h) x 40 (w)
Design area 14-count fabric 6x7cm (2¹/₄x2³/₄in)



Forever

✳ Cross stitch in two strands			✳ Cross stitch in two strands				
	DMC	Anchor	Madeira		DMC	Anchor	Madeira
	304	19	511		701	227	1305
	434	310	2009		741	304	202
	445	288	103		3046	887	2206
	600	63	703		3047	852	2205
	602	57	702	✳ Backstitch in one strand			
	608	332	206		310	403	2400
	666	46	210	✳ Contains fractionals			
	699	923	1303				

Stitch count 40 (h) x 39 (w)
Design area 14-count fabric 7x7cm (2³/₄x2³/₄in)



I love you

✳ Cross stitch in two strands			✳ Cross stitch in two strands				
	DMC	Anchor	Madeira		DMC	Anchor	Madeira
	304	19	511		995	410	1102
	600	63	703		996	433	1103
	602	57	702		3046	887	2206
	608	332	206		3047	852	2205
	666	46	210		3842	164	1010
	699	923	1303	✳ Backstitch in one strand			
	701	227	1305		310	403	2400
	741	304	202	✳ Contains fractionals			

Stitch count 39 (h) x 40 (w)
Design area 14-count fabric 7x7cm (2³/₄x2³/₄in)



www.goldleafneedlework.co.uk



L33 Well Tired
Kit £7 Chart £2.75



L77 Snuggles
Kit £9 Chart £3.50



L145 Owl & Pussycat
Kit £15 Chart £4.50

WINTER SALE NOW ON!

Save up to 50% on kits and charts
Plus great savings on aida & accessories!



DMC Tatty Teddy
Mini Kits
£2 each (RRP £2.99)



DMC Somebunny to Love
Blowing Bubbles
Kit £18.99 (RRP £28.99)



L149 Treasure Chest
Kit £5 Chart £2.50

For our latest mail order catalogue please send A5 SAE to
12, Worcester Road, Hull, HU5 5XE or order on 01482 571120



The Patchwork Rabbit
Vintagey Stitchworks

The finest needlework supplies for the discerning stitcher



Only at the Patchwork Rabbit

Do you love primitive needlework and punchneedle? Then we are the shop for you!

Shop online or in store, by phone or email.
Fast shipping and friendly service in the heart of Wiltshire.

01380 850065

www.patchwork-rabbit.co.uk

20 High Street, Bromham, Wilts, SN15 2EX



Stockists of your favourite cross stitch designs
Limited edition designs at great prices!


Lizzie*Kate, Little House Needleworks, Blackbird Designs,
Plum Street Samplers, and more.

10% off orders over £20 | using voucher code
(Terms & Conditions apply) **CRAZY13**

We also stock hand dyed threads and fabric to bring your project to life

WWW.PEAKSIDENEEDLEWORKS.CO.UK

Please visit our wonderful
new **online magazine**, the
ultimate lifestyle guide
for crafters...



www.cross-stitching.com



Disney's Winnie the Pooh cross stitch kits and chart booklets

- Limited stocks of genuine Designer Stitches counted cross stitch kits and chart booklets featuring all your favourite characters.
- Save up to 50% on some items.
- All of these wonderful kits and charts are **now discontinued** and available only while stocks last!
- Other cute characters and bespoke specialist kits on our website.

www.hawkinshobbies.co.uk

CRAFT dept.com

Threads, embroidery materials, buttons, embellishments,
felt, ribbons, and much, much more...

We sell the best craft products at competitive prices with
excellent customer service and speedy delivery.

January offer - 20% off all 14 count Aida

www.craftdepartment.com



◀ Snuggle up

What could be more romantic than watching a film with your sweetheart while snuggling up with these circus-chic Hug and Kiss cushions? Worked on your choice of 7- or 10-count canvas with tapestry wool, they're a satisfyingly chunky stitch which you can turn into pictures, or comfy cushions as shown, using your own cushion pad, backing fabric and pompom trim. Each kit starts from £55 for a smaller design measuring 24x69cm (9x27in), or £75 for a larger design measuring 31x91cm (12x36in).

To buy, visit www.emilypeacock.squarespace.com

Say it with stitches!

Indulge that special loved one – and your favourite hobby! – with this sweet selection of six Valentine gift ideas, handpicked for you by us...



▲ Romantic reminisce

Remind your beau of a special holiday or mini break with a thoughtful gift such as this Paris Heart Sampler. The chart costs just \$4.79 (approximately £3) to download, and features lots of mini Parisian motifs, including coffee, wine and croissants!


To buy, visit www.patternscrossstitch.etsy.com

▼ Sweet treat

Staying in for a cosy dinner for two this Valentine's Day? Then impress your other half with a romantic pud with a difference – a quirky set of cross stitch-inspired cake squares arranged in a heart shape! Created by Jessica Decker, well known for supersizing cross stitch, this simple recipe makes a dessert with maximum impact. And, her icing crosses are much quicker to produce than the stitched variety!

Visit www.designsponge.com and search for 'Cross stitch cookies'





◀ Just to say

Stitch a saying for your knight in shining armour to remind him of love's overriding power (and that you were born to be a princess to boot!). We love this whimsically colourful fairytale-inspired True Love's Kiss design, which costs \$15AUD (approximately £7) for a PDF download of the chart. We think it would look simply out of this world as a hanging or framed picture – try a decorative gold frame for a suitably fabulous finish. Calling all real-life princesses, we dare you to see if the saying really is true!

To buy, visit www.fiddlesticksau.etsy.com

▶ Wear your love with pride

Pop one of these cute heart badges inside the envelope with your darling's Valentine's Day card so they can instantly wear your love with pride! Each one measures 2.5cm (1in) and comes ready stitched and mounted in eight shades, including the traditional red and pink, as well as more unusual shades such as turquoise, green and black. Every badge is produced in the UK and costs £2.50, which includes UK postage and packing.


Visit www.thebellwether.co.uk to buy



◀ Stitch a family portrait

Give your loved ones a gift like no other with a stitched family portrait! *Do It Yourself Stitch People* by Lizzy Dabczynski-Bean is an amazing book, taking you step-by-step through the stages of creating a personalised family portrait. You'll be able to incorporate features such as glasses, beards and hairstyles, plus all your family pets! Buy the print book for \$49 (approximately £33), or download a PDF of the book for \$39 (approximately £26). We guarantee you'll have hours of fun!

Visit www.stitchpeople.com to buy



Flight of fancy



Put a spring in your needle and feather your nest at the same time with this colourful bird collection!
Designed by Durene Jones

Swooping and soaring on brilliantly coloured wings, these birdy beauties are a sight to behold. Whether you're a bird owner or just enjoy spotting birds in their natural habitat, we think you'll feel uplifted as you bring these budgies, lovebirds and a bullfinch to life in glorious greens, yellows, oranges and blues. Durene has designed this trio to fit inside three wooden embroidery hoops, making

Need to know

Stitch Time

60 hours (for the set)

Stitch Types

Whole cross stitch, fractionals, backstitch

framing a breeze! Whichever composition you choose, be sure to hang it in a prominent place for a daily dose of nature! ●

ShoppingList...

Threads - Stranded cotton as listed in the key


Needle - Size 24 tapestry needle

Fabric - Zweigart 14-count white aida measuring 30x40cm (12x16in) for the oval hoop, 20x20cm (8x8in) for the 6in hoop, and 15x15cm (6x6in) for the 4in hoop. To buy, visit www.sewandso.co.uk or call ☎ 0800 013 0150

Extras - 28x20cm oval wooden embroidery hoop, 15cm (6in) and 10cm (4in) circular wooden embroidery hoops. To buy, visit www.cloudcraft.co.uk

Brighten your home with this trio of tropical designs!





Birds

✂ Cross stitch in two strands

	DMC	Anchor	Madeira
∩	B5200	1	2401
■	310	403	2400
⦿	415	398	1802
▤	434	310	2009
N	436	1045	2011
☉	725	305	113
—	726	295	109
★	740	316	204
♀	742	303	114
*	762	234	1804
♥	891	29	411
\$	906	256	1410
▽	907	255	1308
◆	910	228	1302
Q	911	205	1214
∇	913	204	1212
A	957	50	504
↗	3340	329	301
3	3341	328	403
J	3819	279	1610
⋈	3824	8	2605
☾	3844	1089	1108
⊠	3845	433	1109
P	3846	1090	1111

✂ Backstitch in one strand

—	3799	236	1713
---	------	-----	------

✂ Backstitch in two strands


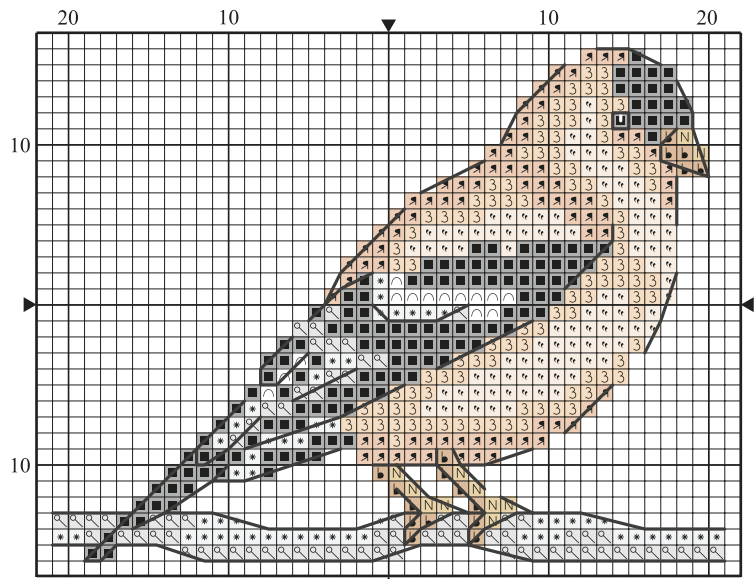
—	B5200	1	2401
---	-------	---	------

✂ Contains fractionals

Max. stitch count 78 (h) x 112 (w)

Design area on 14-count fabric
14x20.5cm (5½x8in)

Stitched by Pat Cook



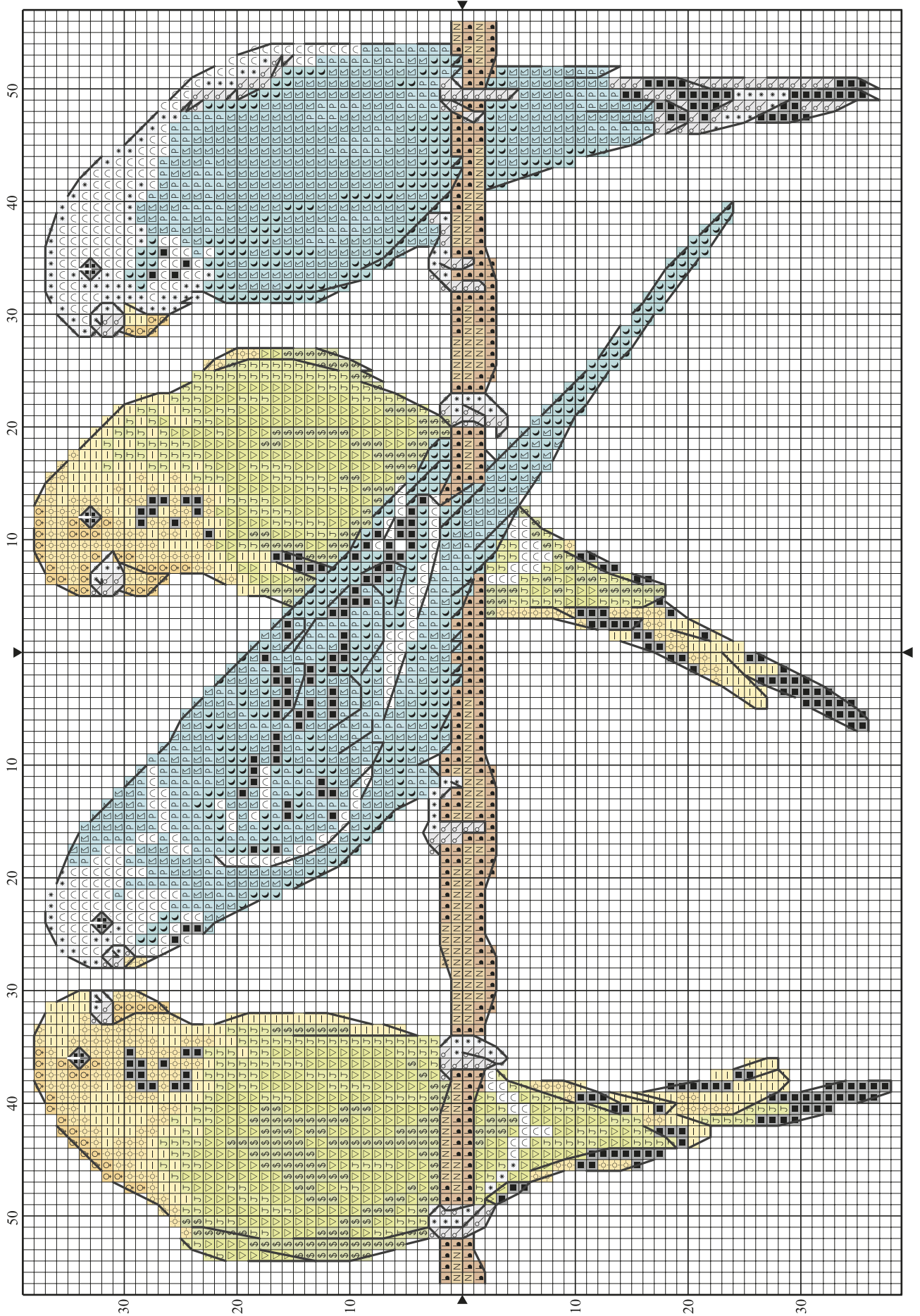
ReaderSays...



The budgies are gorgeous! I love the colours, and they look so realistic, as if they really

are all standing together chatting about their day!

Patricia Ivens-Bentley,
Brighton





Learn from the best...
Painting and drawing projects created and explained by professional artists and tutors

FREE
4 SKETCHING PENCILS

DRAWING & PAINTING FOR CREATIVE BEGINNERS

newartist



SCREEN PRINT STYLE



Brilliant step-by-step guides to original artwork

10% off Jackson's art supplies!

START PAINTING NOW!

Watercolours, oils and mixed media, plus sketchbook ideas, features, reviews and profiles

New Artist is a brand new magazine aimed at beginners. Step-by-step guides take you through original projects, with professional tips and advice. Plus we go inside the artists' studios, and discover the best places to exhibit your art.

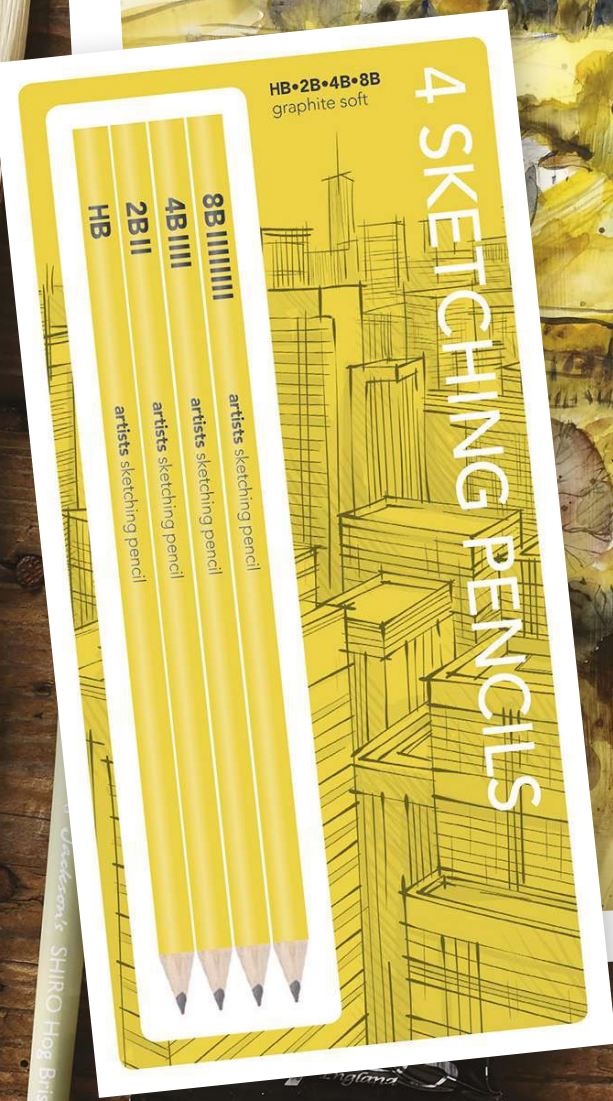
New magazine!
JUST £5.99!*



SCENES

Contents subject to change

Four artist's sketching pencils included!



Pre-order your copy today!

Order online www.buysubscriptions.com/craftspec15
Or call 01604 828744 and quote 'New Artist'

Lines open weekdays 8am to 9.30pm and Saturday 8am to 4pm. Overseas please call +44 (0) 1604 828744.
* EUR price £7.99, ROW price £8.49. All prices include P&P. Please allow up to 28 days for delivery.



Stitch & Chat

Catch up on all the gossip from your fellow stitchers and get involved by sharing your photos, stories, views and more!

Upside down stitching

Having decided to take a new project on holiday with me, I got started, working out from the middle as I always do. I was making good progress, but put it down to take a break to play with the kids. When I went back to my stitching, I picked it up the wrong way round and carried on stitching, only finding out later when the stitches didn't match up! Thankfully, I discovered it fairly quickly, but had to undo the lot and start again just in case. I definitely blame the sunshine and the lure of the pool for my serious lack of concentration that day!

Jainie Jolliffe, Surrey

Yvette says: I'm sure that's happened to many of us, Jainie – thank goodness you discovered it in time!



▲ You'd never know Jainie (pictured) stitched some of this design upside down!

Coming up:

Got a fun stitching story? Then email it in to stitchandchat@cross-stitching.com for the chance to be featured in Crazy and win a brilliant prize!

Your say

What would you call a stitchy shop if you had one?



Mine would be called 'Ali's Craft Emporium', and it'd have a stitch and natter section where you

could come for coffee and cake while you get on with your WIPs!
Ali Manifold, Buckinghamshire



Mine would be called 'In Knots', because I often end up with a knot when I try to do French

knots, however they very rarely end up actually on the aida!
Julia Charles, Hampshire



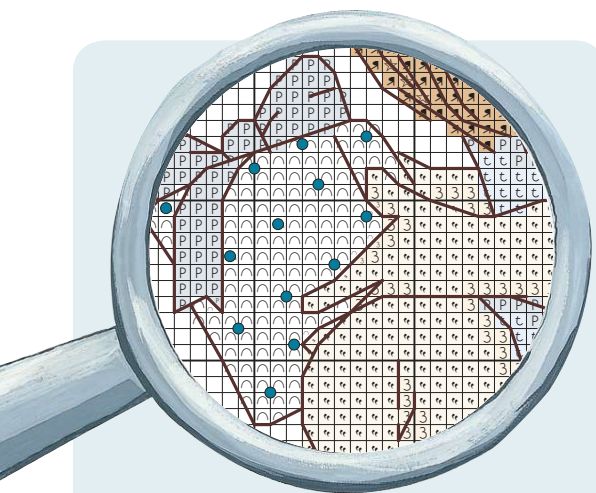
'Just One More...' as it's probably the most said thing among stitchers for their ever-growing stash!

Sarah McKeown, Sheffield

Coming up:

We'd love you to tell us what your favourite crafty motto is...

Email your answer and a photo to stitchandchat@cross-stitching.com



SPOT THE STITCHES!

This is a close-up of one of the charts in this issue of Crazy – but which do you think it is? Send a postcard with the page number the chart is on, your name and address, to: Stitch and Chat, *Cross Stitch Crazy* 212, 2nd Floor, Tower House, Fairfax Street, Bristol BS1 3BN by 1st February 2016. The first correct answer pulled out of the hat will win a fantastic stitchy prize!

TAKE PART TODAY...

WIN with CRAZY

...and if you're featured, you'll win a prize!

Everyone featured on Stitch & Chat this month will receive this brilliant Cross Stitch Card Collection by Maria Diaz, worth £8.99! This fab set contains 37 designs, each on their own card. For more information, and to order, visit www.mariadiazdesigns.com. Keep sending your photos and comments to stitchandchat@cross-stitching.com or you can post your photos in to the *Cross Stitch Crazy* address printed on page 3.



Take the trip of a lifetime to **QuiltCon**



There's never been a more exciting time for modern quilters, and by modern quilter, I mean you! Love fresh fabric design in exciting colours? Smitten with graphic shapes and bold piecing? Yep, you're a modern quilter, and at *Love Patchwork & Quilting* we're so excited to be a part of your passion.

Presented by the Modern Quilt Guild, QuiltCon is a must-visit show for anyone that loves the world of quilting. Featuring the leading names in the industry, your favourite authors and bloggers, top instructors and (of course) tons of shopping – it really is the event in the quilting community's calendar.

We're delighted to bring you this opportunity to join us in Pasadena, California for QuiltCon West 2016 – we've put together a fantastic package with Arena Travel that includes not only your flights and accommodation, but four day entry to the QuiltCon show itself and the opportunity to explore the sights and sounds of the West-coast with excursions and tours around the local area. What better way to take in the show than with a group of like-minded quilt-lovers? See you in Pasadena!

JENNY FOX-PROVERBS
SENIOR EDITOR
LOVE PATCHWORK & QUILTING

This fantastic trip includes ALL THIS:

- ✓ Return flights London – Los Angeles
- ✓ 6 nights' accommodation at the **4 star Westin Hotel**, Pasadena on a room only basis
- ✓ **4 day entrance ticket** to the QuiltCon West Quilt Show
- ✓ Guided walking tour of Pasadena's old town
- ✓ Guided visit to the **Los Angeles County Museum** of Art's Costume & Textile Collection
- ✓ Return coach transportation and the services of an Arena Travel Tour Manager
- ✓ Exclusive **drinks reception with team LP&Q**
- ✓ PLUS your chance to **appear in the magazine** with our special QuiltCon round-up after the show

Get all this from £1799 per person**

Travel date – Tues 16th – Tues 23rd February 2016

SPECIAL EARLY BIRD OFFER*

Book today and also receive £120 worth of patchwork and quilting products plus a FREE 12 month magazine subscription to either *Love Patchwork & Quilting*, *Today's Quilter* or *Simply Sewing*!



*First 5 bookings will receive £120 of worth of patchwork and quilting products, plus a 12 month subscription to *Love Patchwork & Quilting*, *Today's Quilter* or *Simply Sewing*. Travel insurance not included. **Lead-in price is based on two people sharing. Single supplement of £498 applies. Subject to availability. These holidays are operated by, and your resulting contract will be with Arena Tours Limited, 2 Betts Avenue, Martlesham Heath, Ipswich, Suffolk, IP5 3RH. (Registered in England under no. 2431120). ATOL 10117 applies.

ARENA
 T R A V E L
 Passionate about your passions



TO BOOK OR FOR MORE DETAILS:
 PLEASE VISIT www.arenatravel.com/quiltcon
 OR CALL **01473 660 800**

On the move



Cars, trucks, diggers, lorries and emergency vehicles in block colours will keep little lovers of things-with-wheels entertained for hours!

Designed by Fiona Baker

Need to know

Stitch Time 4-5 hours each
Stitch Types Whole cross stitch, backstitch

There's just something about transport that engages small children like nothing else! So, we think this bold abc with its attractive primary colours and chunky lettering will go down a treat. Worked mainly in whole stitches and outlined with backstitch, you'll whizz through these letters in no time, leaving you plenty of time for making up!

Use this abc to stitch a name plate, a picture, a cushion or a label for a toy crate, choosing bright fabrics or backing card to make them as eye-catching as possible. Then, watch your little one as they start to recognise the letters as something fun that relates to them! We'd love to see your finished stitching, so email photos of your makes to us at yvette@cross-stitching.com. ●

ShoppingList...

Threads - Stranded cotton as listed in the key

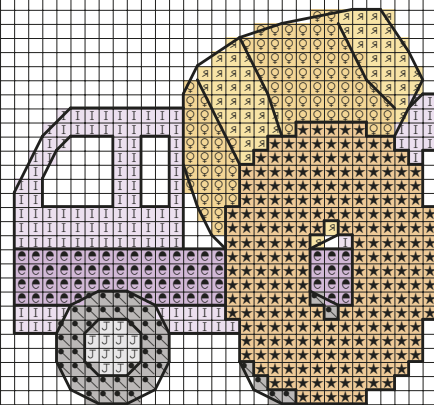
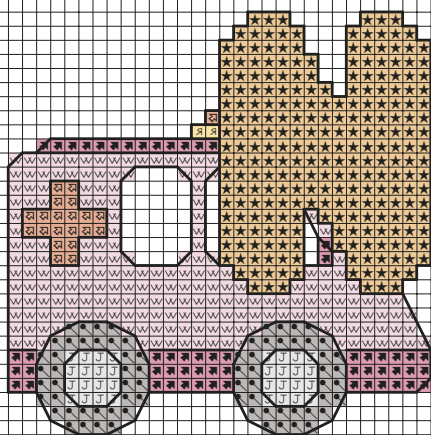
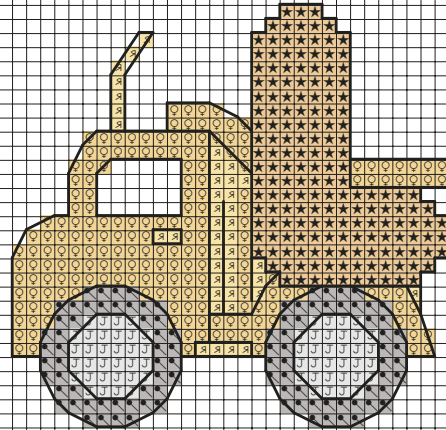
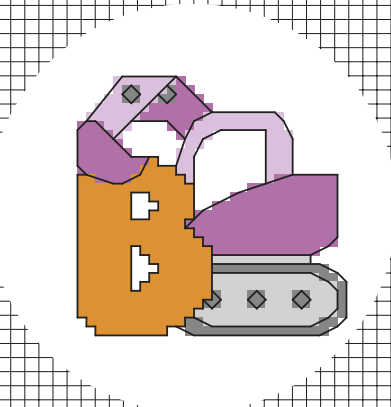

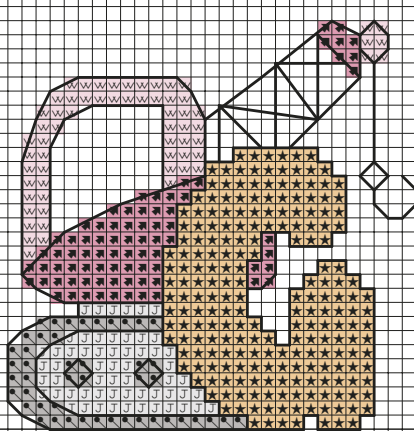

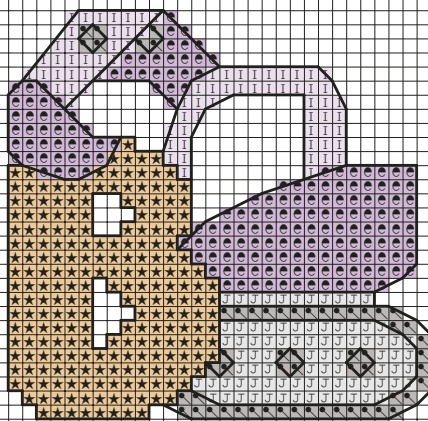
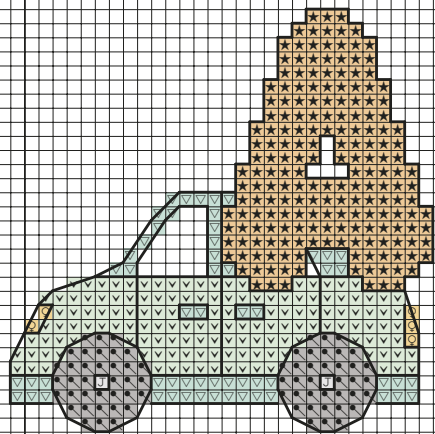
Needle - Size 24 tapestry needle

Fabric - A piece of Zweigart 14-count white aida measuring 10cm (4in) x required length. To buy, visit www.sewandso.co.uk or call ☎ 0800 013 0150

Extras - Backing paper of your choice from local stores



OneNighters



Transport abc

✦ Cross stitch in two strands

	DMC	Anchor	Madeira
●	208	99	804
I	210	108	802
☛	317	400	1714
●	340	118	902
☛	349	1098	212
♥	351	10	214
J	415	398	1802
☛	602	57	702
w	604	55	614
★	741	304	202
♀	742	303	114
я	743	302	113
\$	910	228	1302
◇	912	209	1213
▽	958	187	1114
∇	964	185	1112
⋈	996	433	1103
↖	3746	1030	2702
☾	3843	410	1102

✦ Backstitch in one strand

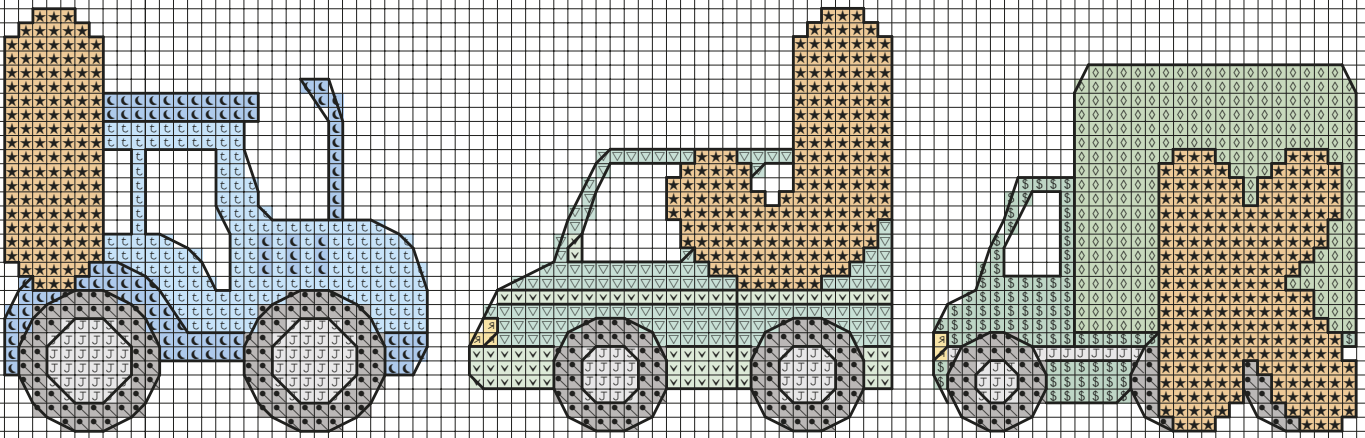
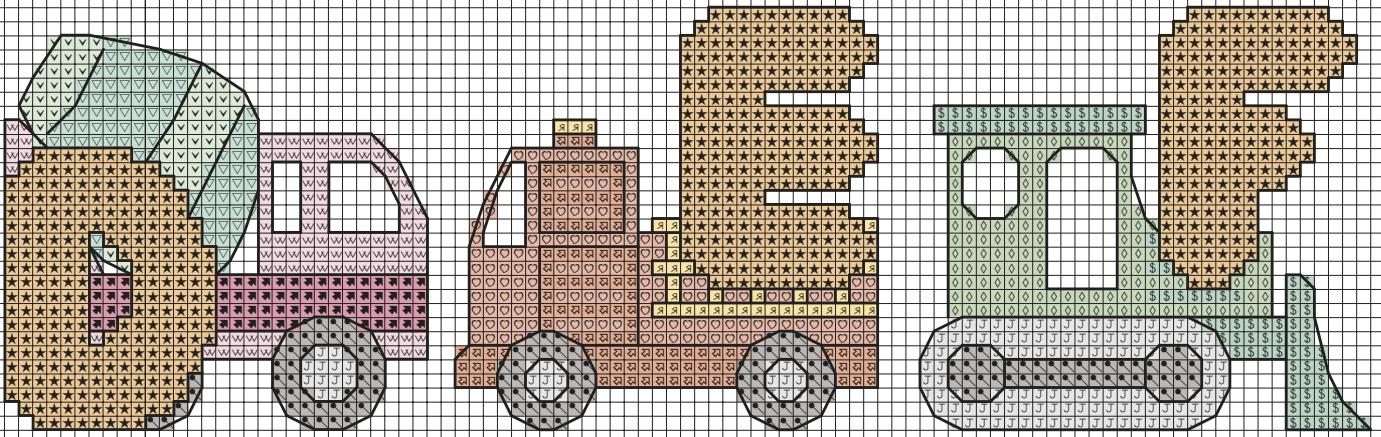
—	310	403	2400
---	-----	-----	------

✦ Whole stitches only

Max. stitch count 30 (h) x 32 (w)

Design area on 14-count fabric
5.5x6cm (2¼x2½in)

Stitched by Ruth Murphy

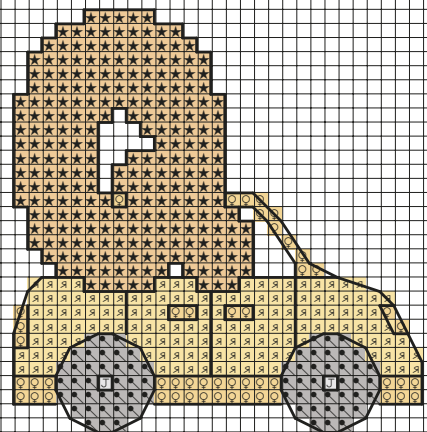
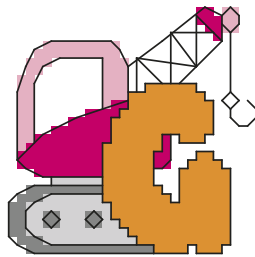

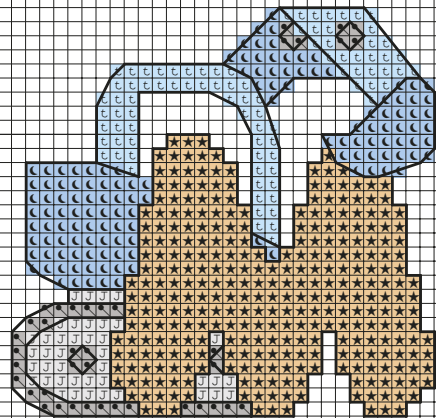


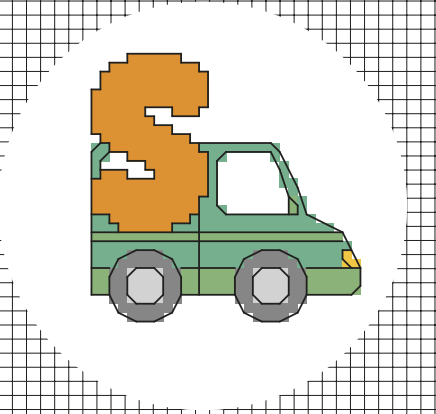
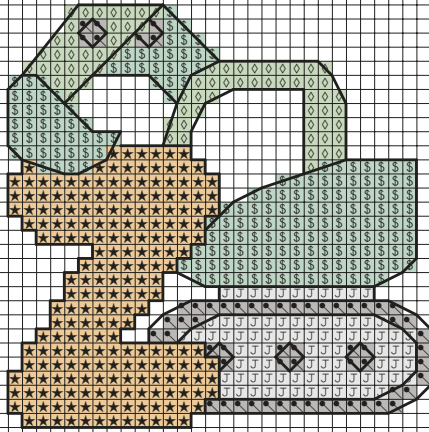
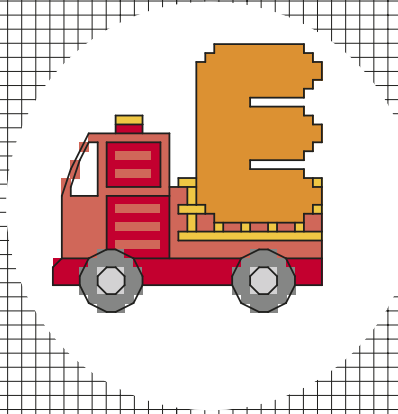
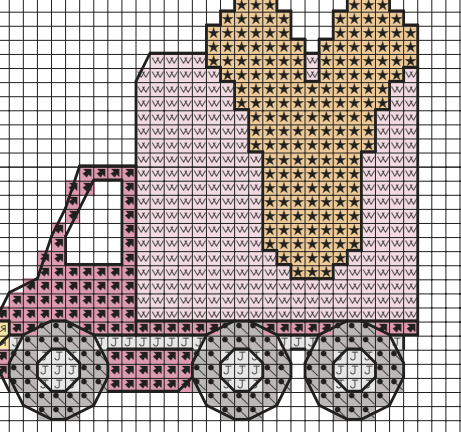

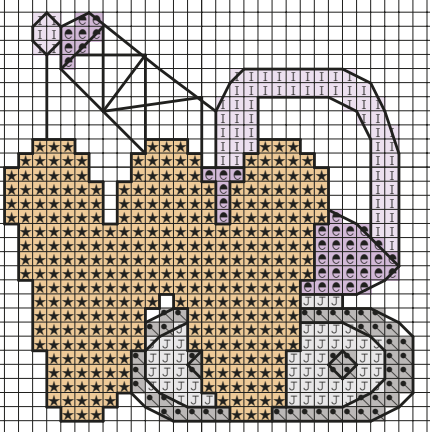

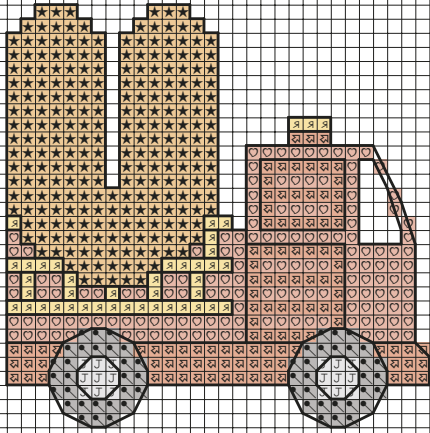

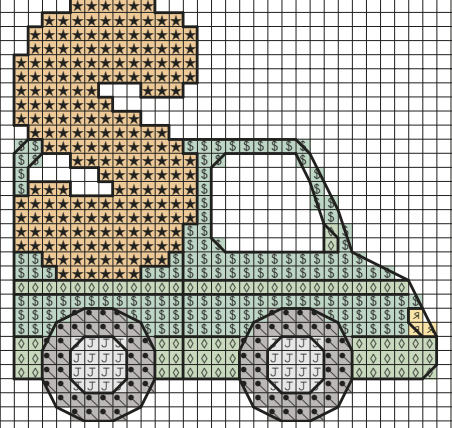


RachelSays...



My son was mad about cars when he was a toddler so I know this abc will be a big hit! I'll be stitching them onto a fleecy blanket for our neighbour's new baby.

**Rachel Nott, Production Editor,
Cross Stitch Crazy**





Mollie
MAKES

66 UNIQUE ILLUSTRATIONS
PLUS FREE PENCILS!

GET INTO CRAFT


COLOURING

GEOMETRIC • NATURE • DOODLES • HACKABLE DESIGNS

DESIGNS BY
TOP ARTISTS
JONATHAN CALUGI
KATE SUTTON
JILLIAN PHILLIPS
CHRISSEY LAU



Unleash your creativity with our collection of over **60 exclusive designs** to colour. Featuring **new illustrations** from our favourite artists, *Mollie Makes Colouring* is bursting with **cool geometrics, quirky doodles** and **unique twists** on the natural world for you to personalise however you like. And we've even included a **pack of ten pencils** so you can start bringing the pages to life straight away!



ORDER YOUR COPY TODAY!

Order online www.buysubscriptions.com/craftspec15

Or call 01604 828744 and quote 'Mollie Colouring'

Lines open weekdays 8am to 9.30pm and Saturday 8am to 4pm.

Overseas please call +44 (0) 1604 828744.

* EUR price £11.99, ROW price £12.99. All prices include P&P.

Please allow up to 21 days for delivery.

DOWNLOAD THE CRAZY APP TODAY!



LOOK WHAT YOU GET!

AVAILABLE to download worldwide as soon as the issue goes on sale!

ZOOM IN on charts for ease of viewing

INTERACTIVE links – jump straight to your favourite projects and sites*

VIDEO tutorials for a step-by-step guide to stitching*



START YOUR FREE ONE MONTH TRIAL TODAY!**

Simply visit the app store on iTunes, Google Play, Zinio or Amazon using your tablet or smartphone, search for *Cross Stitch Crazy*, and download the app to start stitching! It's the perfect way for overseas readers to access the latest issue instantly, plus you can download our back issues, and save money by subscribing!

*Only available on Apple devices **After your one month free your subscription will continue at £3.99 a month. Free trial not available on Zinio – instead save 28% when you subscribe.

Join us online...

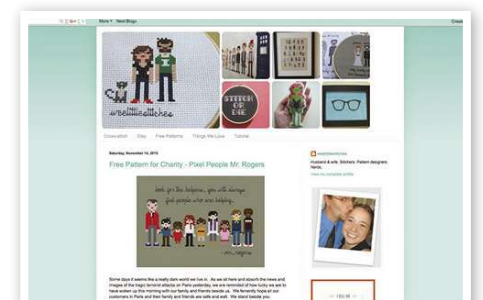
With the best gossip on social media plus top blogs and sites, get online with *Crazy* and get inspired!



Download of the month

www.cross-stitching.com

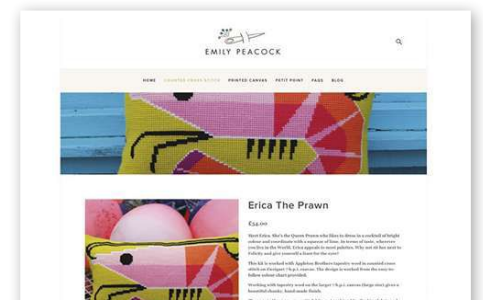
Stitch this cutie for a cat lover or dance fan! To download, click on 'Charts & Patterns' and search for 'Dancing Kitten'.



Blog of the month

weelittlestitchescrossstitch.blogspot.co.uk

Get to grips with stitching on almost anything with Wee Little Stitches' handy step-by-steps!



Website of the month

emilypeacock.squarespace.com

Practise your half cross stitch with one of Emily's colourful needlepoint kits – we love her new addition, Erica the Prawn!

STITCH WITH DURENE!

Durene Jones is a popular designer here at *Crazy*, and with our readers, too. If her quirky, colourful designs always get your needle twitching, then log on to Facebook and join in the fun by giving her page a big thumbs up! Once you're in the loop, you'll get regular updates on new designs, whether they're appearing in a stichy mag or her Etsy shop, plus discount codes to use against your buys! There's even a section full of free charts, all in Durene's wonderfully recognisable style. Visit [www.facebook.com/Durene Jones](http://www.facebook.com/DureneJones), click on 'Photos' then 'Albums' then 'Free charts'.

The twittersphere

What you've been tweeting about!



- ▶ My #grandmother cross stitched this #quilt. It makes me so happy. I feel her #love. #Heirloom #Crossstitch #Roses @KatherineCHE
- ▶ Cactus and succulents very much on trend at @renegadecraft #crossstitch @jo_hatch
- ▶ No matter how many patterns and designs I've done, I always enjoy cross stitching Pokémon... @fiofo

Facebook chat



Here's what you've been chatting about this month!

▶ Finished my free gift AND a wip this weekend! Feeling accomplished.

Patricia Ivens-Bentley

▶ Thank you very much. Just got surprise when post came. I've won a prize from issue 206! x

Jean Logan

▶ Love the freebie in the latest magazine, but chose to use some of my hand-dyed glittery evenweave instead of the white aida it came with!

Marika Gewalli

Most liked...



Posted by Lanie Kitchens Beckering on *Crazy's* wall: "A wedding gift for my husband's cousin. I chose three designs from the gift ideas in issue 202, and left one opening for a wedding photo."



GET IN TOUCH!

- [facebook.com/crossstitchcrazy](https://www.facebook.com/crossstitchcrazy)
- twitter.com/crazy_magazine
- [pinterest.com/crazymagazine](https://www.pinterest.com/crazymagazine)

Living history



Try something new with these beautifully detailed stand-up cards stitched on perforated paper
Designed by Meg Evershed

Looking for a card that will definitely be displayed in a prominent place, and treasured long after it should technically be taken down? Well, you've come to the right place! Worked on perforated paper, these sweet designs are much easier to stitch than they look, and are designed to stand up for maximum impact.

This quartet of buildings – a windmill, castle, church and thatched cottage – set in the charming countryside will appeal to anyone who loves exploring historic sites. Once you've stitched your design, use

Need to know

Stitch Time
15 hours each (approx)

Stitch Types
Whole cross stitch, half cross stitch, backstitch

a cutting mat and craft knife to carefully cut around the top section, following the blue line indicated on each of the charts over the page. Then, fold the top half down to make it stand up and voila – your own mini piece of history is complete! ●

ShoppingList...

Threads - Stranded cotton as listed in the key

Needle - Size 24 tapestry needle

Fabric - Mill Hill 14-count white perforated paper measuring 20x25cm (8x10in). Available from Craft Department, call ☎ 01539 823 199 or visit www.craftdepartment.com to buy

Create a timeless piece with these wow-factor cards





Scenery cards

✳ Cross stitch in two strands

	DMC	Anchor	Madeira
∩	B5200	1	2401
■	310	403	2400
w	554	90	711
J	646	8581	1812
∩	648	900	1814
☉	743	302	113
▬	838	380	2005
∩	844	1041	1809
▼	895	1044	1405
♥	902	897	601
↻	905	257	1412
\$	987	244	1403
◇	989	241	1401
Q	3023	899	1813
s	3033	391	1908
A	3608	86	709
⊞	3747	120	901
x	3776	1048	2306
☾	3838	176	2702
☆	3854	313	114

✳ Half cross stitch in two strands

t	3747	120	901
---	------	-----	-----

✳ Backstitch in one strand

—	844	1041	1809
---	-----	------	------

✳ Backstitch in two strands

—	B5200	1	2401
—	310	403	2400
—	838	380	2005
—	895	1044	1405
—	3608	86	709

✳ Backstitch in three strands

—	3033	391	1908
---	------	-----	------

✳ Cutting guide

—			
---	--	--	--

✳ Fold guide

—			
---	--	--	--


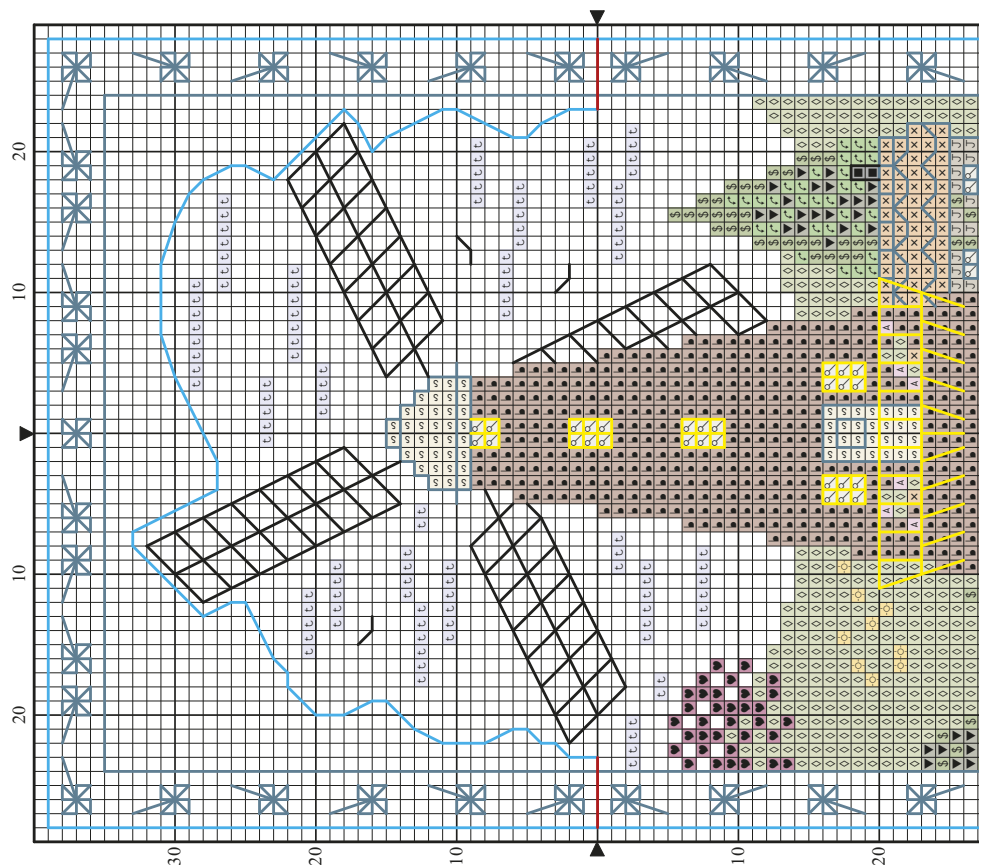
✳ Whole stitches only

--	--	--	--

Max. stitch count 78 (h) x 80 (w)

Design area on 14-count fabric
14x14.5cm (5½x5¾in)

Stitched by The Nutmeg Company



MeetTheDesigner

▼ William Hague officially opens The Nutmeg Company's premises in 2013



▼ Behind the scenes! Meg at work, picking the perfect colours for a design



We chat to...

Meg Evershed

Get to know the designer behind The Nutmeg Company's amazing 3D cross stitch kits, and this month's clever card set on page 58!

The Nutmeg Company is well known for its amazing 3D structures created from cross stitch. From mini houses to sweet penguins, Meg's creativity knows no bounds, so when she agreed to design the stunning cut-out card set for this month's Weekend project, we couldn't resist finding out about the woman behind those grand designs...

When did you first learn to stitch, and who taught you?

It's difficult to think back that far, but I do remember doing some decorative needlecraft when I first went to school. In those days, we were taught 'needlework' and I think everything flowed from that.

Have you always been experimental with cross stitch?

Yes! I had several puppets and a puppet theatre my father made when I was young. I remember acquiring broken puppets from jumble sales and designing wonderful clothes and characters for them.

What got you into 3D stitching?

I'd made toys for my children, and it occurred to me I could use similar techniques to make three dimensional cross stitch pieces.

How does 3D cross stitch work?

It's a simple concept involving an inner rigid shape to which the cross stitching is attached. The design is stitched flat, as you

would stitch a sampler or a picture, then mounted on pieces of plastic canvas which form an inner skeleton. The pieces are then sewn together to make the finished design.

Tell us the story behind your 3D Windsor Castle design...


Andrew Salmon of Creative Exhibitions rang me one afternoon in 2001, with the idea of producing one of the Queen's palaces as the centrepiece for an exhibition at the Olympia stitching show in April 2002. The choice was mine, and I felt that Windsor Castle was the best option. Few of us would recognise Sandringham or Osborne House, and I might arouse unwelcome interest if I tried to nose around Buckingham Palace!

MeetTheDesigner

▼ Create your own high street with these Miniature Shop kits!



Meg's elaborate stitched replica of Windsor Castle!



Did you have to do a lot of research before you began designing it?

I did everything I could think of! I visited the castle twice, taking photographs, notes and the odd drawing, and I bought postcards and borrowed books from the library. The castle had recently suffered a major fire, and a book about this had photographs of the damage, showing inner walls and how some of the towers were constructed, which I found invaluable. I first visited Windsor on September 11th, 2001 – a day none of us will ever forget – but I couldn't begin stitching until after Christmas due to pressure of work. So, I did all the planning then and started stitching as soon as I'd got everyone back to work and university in January!

What 3D projects would you recommend for beginners?

This is tricky. I tend to feel that it's a good idea to be comfortable as a cross stitcher before you start constructing anything too complicated, but everyone's different. As a general rule, the more complicated the shape, the more challenging the construction will be. If you just want to have a go and see how you get on, making dice is a simple

project, although it's unlikely to be true if you want to use it! You don't have to put dots on it if you fancy something more inventive, though. One idea is to put different depictions of weather on each face, and you'll have a weather forecaster!

Where do you find inspiration?

Like most people, there are times when so many ideas fill your head you can't sort them out fast enough, and then times when your brain feels like a desert! Inspiration can be a part of everyday life – a pattern of colours glimpsed in a shop window perhaps – or it can be something you have to hunt down. When that happens, the internet is an invaluable source, but I still turn to favourite books and places when I need to.

Do you keep your work and home craft projects separate?

We live in a live/work unit within a craft centre in the Yorkshire Dales. There's a showroom, a workroom, a storeroom and a flat all within the same complex, so I don't have any excuse for mixing up all the

materials with our living space, or for filling my home up with crafty stash!

Is there a big team behind The Nutmeg Company?

There are five of us in The Nutmeg Company at the moment – full- and part-time workers.

What other hobbies do you enjoy, aside from stitching?

We go walking when we can and I always relax with a book for a few minutes a day. I also like pottering around antique shops and country houses. The great designers of old are another source of inspiration for me!

What would you like to be doing in three years' time?

I'd love to still be living in the Yorkshire Dales, still producing things that other people want to stitch, and hopefully contributing to our local community, too. ●

If you'd like to buy any of The Nutmeg Company's fantastic cross stitch kits, visit their website at www.3dcrossstitch.co.uk

Back issues

Ensure you don't miss a single chart by completing your *Cross Stitch Crazy* collection today!

Quick-to-stitch GIFTS FOR BABY £1,071 in prizes to be won! **FREE GIFT** Xmas decorations kit with 2 designs inside!

For cross stitch addicts just like YOU!

CrossStitch CRAZY

www.cross-stitching.com

EXCLUSIVE LESLEY TEARE design

Ballet beauty
Let your needle glide over this graceful dancer

Snuggle up!
Get cosy with this cute pair

Winter wonder
Capture the Northern Lights

Stitch some inspiration!
Fun cards for all occasions

Impress with an Art Deco abc
Easy makes kids'll love!

IMMEDIATE MEDIA

Issue 211 – January

Dance your way through the winter months with our ballet belle, then sit back and enjoy the glorious Northern Lights while snuggling up with Bobbin and Stitch! You'll also love our Art Deco abc, inspirational sayings, gifts for baby, and more!

FREE GIFT

Festive Santa and angel tree decorations complete kit!



FREE GIFT £1,080 in prizes to be won! **FREE GIFT** Xmas decorations kit with 2 designs inside!

CrossStitch CRAZY

Deck the halls
Get stitching for an extra-special Christmas!

Heaven sent
Light up your home with Lesley's Christmas angel!

Issue 210 – December
Margaret Sherry exclusive
FREE GIFT Polar Pals hoop kit by Helz Cuppleditch

FREE GIFT £1,020 in prizes to be won! **FREE GIFT** Xmas decorations kit with 2 designs inside!

CrossStitch CRAZY

Heaven sent
Light up your home with Lesley's Christmas angel!

Issue 209 – Christmas
Christmas angel exclusive
FREE GIFT Luxury gift tag kit with eight tags to stitch

FREE GIFT £1,100 in prizes to be won! **FREE GIFT** Xmas decorations kit with 2 designs inside!

CrossStitch CRAZY

Best friends forever!
Snuggle up with The Snowman and The Snowdog!

Issue 208 – November
Snowman and Snowdog
YOUR GIFTS Chart book, fairy card kit, sampler chart

FREE GIFT £1,015 in prizes to be won! **FREE GIFT** Xmas decorations kit with 2 designs inside!

CrossStitch CRAZY

Just for you
Stitch these storybook cuties for a little one!

Issue 207 – October
Guess How Much I Love You
FREE GIFT Hot air balloon card kit by Helz Cuppleditch

FREE GIFT £1,005 in prizes to be won! **FREE GIFT** Xmas decorations kit with 2 designs inside!

CrossStitch CRAZY

Summer fun
Stitch these happy-go-lucky kiddies today!

Issue 206 – September
Margaret Sherry exclusive
FREE GIFT Top tips booklet and bonus bookmark chart

FREE GIFT £1,005 in prizes to be won! **FREE GIFT** Xmas decorations kit with 2 designs inside!

CrossStitch CRAZY

Fairy magic
Celebrate summer with this butterfly beauty!

Issue 205 – August
Lesley Teare exclusive
FREE GIFT Pretty ready-to-stitch photo album

ORDER NOW!

www.buysubscriptions.com/backissues

0844 844 0385 Lines open weekdays 8am to 8pm and Saturday 9am to 1pm

BACK ISSUES ORDER FORM

Item	Non-subscriber	Subscriber	Issue(s)	Qty	Total
Back issue – UK	£6.35	£5.35			
Back issue – Europe	£8.35	£7.35			
Back issue – Rest of world	£9.35	£8.35			
Grand total					£

Your details (Please print clearly)

Mr/Mrs/Ms/Miss

Address

Postcode

Country

Telephone number (in case of queries)

Email address

Please choose from two easy ways to pay:

1. I enclose a cheque made payable to Immediate Media Company Bristol Ltd
(Please write your name and address on the back of the cheque)

2. Please debit my Visa MasterCard Maestro Delta

Card number

Valid from / Expiry date / Issue number

Signature Date

Please send this order form to:

FREEPOST RRJZ-HJKA-ZBCX, Cross Stitch Crazy Subscriptions, PO Box 326, Sittingbourne, Kent ME9 8FA

Please allow up to 28 days for delivery. Prices are inclusive of P&P

Post overseas orders to:

Cross Stitch Crazy, PO Box 326, Sittingbourne, Kent ME9 8FA UK

Crazy's Angels



Send your stitching problems to *Crazy's Angels* and watch them leap into action!

Blending in

Q My mum recently bought me some blending filament, but every time I've tried to use it, I get really tangled. What's the best way to stitch with this type of thread?

Becky Champion, Devizes

A We love blending filament, as it adds just the right amount of sparkle and sheen to a project! You can either combine it with one or two strands of cotton, or stitch your area in stranded cotton and then go over it with the blending filament. Our top tip is to take your time – as it's made from metallic materials, it's harder to stitch with than cotton thread, so you really need to be



▲ **Stitch slowly for the best results with blending filament**

patient! Use a shorter length than normal, and if you find it slips out of the needle, you can knot it to help keep it in place. It's also good to keep your tension light and make sure you're not pulling your stitches too tightly, as this can cause it to snap. Kreinik is our go-to brand for blending filaments as it has a wide range of gorgeous colours! Visit their website at www.kreinik.com.

Back it up

Q Can you tell me more about iron-on interfacing, and why you use it when making up some of your cross stitch projects?

Joanna Milton, by email

Iron-on interfacing is a layer of fabric that goes onto the back of your aida or evenweave to provide extra strength (ideal when making bags or cushions), and to stop the edges of the fabric from fraying. It also hides the backs of the stitches and makes the whole stitched piece neater. It comes in lots of colours, and the iron-on variety does just that – there's a layer of adhesive on one side, which is activated by the heat and steam of the iron, so it's quick and simple.

Tangled threads

Q I've just inherited a bundle of DMC threads from my great aunt, but a lot of them are missing the paper bands, so I don't have a way of identifying what shades they are. Do you have any ideas of how I can do this? I tried doing it from DMC's website but the colours didn't match very well.

Janine Wilson, Kent

A Help is at hand, Janine, as DMC makes a shade card! This contains a sample of every thread that DMC produces, including the Light Effects and Color Variations ranges. Simply place your threads next to the samples and you'll be able to identify the thread number. This is much more accurate than doing it against a computer screen, which can distort the colour. Buy it for £14.99 from www.stitcher.co.uk or by calling ☎ 0161 464 7310.

3 of the best... Romantic designs

Spread the love with these sweet stitches



BEARY CUTE

Who can resist sweet little Toffee the bear? Not us! Toffee with Heart measures 12x9cm (4¾x3½in) and costs £9 for the kit from www.hcrafts.com or by calling ☎ 01889 575 256.



WE HEART IT

Keep it simple with this funky I 'Love Heart' You from Tiny Modernist, framed in a hoop for instant wall art. Download the chart at www.tinymodernist.com for \$5 (approximately £3).



YOU ARE MY SUNSHINE

For more of a challenge, this How Much I Love You sampler by Emma Congdon is sure to wow your other half! You can buy the chart for approximately £7 from www.stitchrovia.etsy.com.



▼ **Invest in a shade card to keep track of your threads!**

AskTheAngels

Our top tips...

For taking photos of your stitching

- 1 Before you take any photos, make sure you've washed and ironed your stitching so that it's looking its absolute best.
- 2 Always take a photo in natural daylight. If it's too dark, you won't be able to see the detail of the stitching!
- 3 Make sure the photo is clear and sharp. Sit your camera on a table to minimise wobble from unsteady hands.
- 4 For best results, remove the glass from a framed piece before photographing. If that's not possible, make sure the source of light isn't reflected in the glass.
- 5 Propping the stitching will enhance your photograph. Pose the piece in a nice setting, or ask someone to hold it for you and include them in the shot.
- 6 If you're sending your photo to a magazine such as *Crazy*, make sure it's large enough. Print-quality images need to be around 1MB.

Super scissors

Q For my mum's 60th birthday, I'd like to buy her a pair of really lovely scissors. Which would you recommend?

Angela Brown, Northants

A Klassé scissors are renowned for being sharp, durable and good looking, too! This gift set would be perfect, as you get a pair of pretty blossom scissors and a matching magnetic tape measure, packaged in a silver foil presentation case. Order for £19.95 at www.theknittinggiftshop.co.uk or by calling ☎ 07528 812 731.

▶ Give a special gift with this pretty Klassé scissors set



Go the distance

Q I'm about to start on an enormous Heaven and Earth project that's over multiple pages, and I'm feeling a little overwhelmed! Do you have any tips for staying motivated, and also the best way to approach it?

Charlie Gordon, Glasgow

A Large designs can be a challenge, but the results are definitely worth it! Firstly, keep your project materials neat and tidy, so you don't have to untangle threads or hunt for tools every time you work on it. Set yourself mini challenges, such as completing a certain number of squares, or finishing off one coloured section before you stop for the day. It's also good to have a smaller project on the go at the same time, so you can take a break from the larger project

and return to it feeling refreshed. Good luck, Charlie, and send us a photo when it's complete!



▲ Large projects require patience and organisation!

mess of criss-crossing threads. If an area of colour is more than 10 blocks away from the one you're currently stitching, finish off your thread and start again.

Back to black

Q What's the blackwork method in cross stitch? I've heard it mentioned before, but I'm not sure what it refers to.

Jasmine Taylor, Bath

A This is a technique where one thread colour is used in single lines to create beautiful geometric patterns. Traditionally it was done in black thread, hence the name, but it can be done in any colour. In cross stitch projects, blackwork can either be done in backstitch or holbein stitch (double running stitch). The latter uses less thread and means your project will look the same on the back as the front. All you need to do is make a line of running stitches one way, then complete them by coming back the opposite way. For a great introduction to this simple yet effective technique, try our blackwork gift ideas on page 20! These mini makes can be finished over an evening or two, and you can mix and match the colours to suit.

Neat and tidy

Q Do you have any tips for ensuring the back of your stitching is as neat as the front? I've just started my first big project and I'm struggling with this.

Margaret Callahan, Fife

A As well as looking nicer, it's worth making sure the back of your stitching is neat, as this will help your finished piece to lie flat, making it easier to frame. We recommend starting your threads with the loop method if you're using an even number of strands, as this removes the need for a lumpy knot. To do this, take a length of thread, fold it in half, then thread the needle with the two ends. Make your first stitch as normal, leaving a loop of thread at the back, then as you go into the second hole, pass your needle through the loop. This will pull it tight and secure your thread. Another good tip is not to 'jump' across too large a gap to avoid a

▼ Give blackwork a try with our gift ideas on page 20!



Hello Angels!

Send your stitching problems to *Crazy's Angels* and we'll come to your rescue! Make your questions as crazy as you like and send them to the address listed below.

.....

.....

.....

.....

Date sent.....

Name and address.....

.....

Fill in and cut out this coupon (or photocopy it) and send it to:
Crazy's Angels... Cross Stitch Crazy, Immediate Media Company Bristol Ltd, 2nd Floor, Tower House, Fairfax Street, Bristol BS1 3BN or email your requests to: crazysangels@cross-stitching.com

Goldwork Kits by Carolyn
(Approx. 8.0 cm square)

Shipping Worldwide

Canvaswork and Goldwork combine to create Fun Beaded Decorations using Padded Leather and Vibrant Threads.

Crystal 1, Crystal 3, Crystal 2, Crystal 4, Candy 3, Candy 1, Candy 2, Candy 4

Crystals 1 - 4 & Candies 1 - 4 at £8.95 each + £3.00 p&p or £33.25 (incl. p&p) for any 4.

Kits contain detailed instructions and all the materials, threads and needles required.

Same Day Despatch

For full details of our other kits and our full range of Leather, telephone 0121 705 3031. Pay by card or send a cheque to:

"Carolyn Gayton", 9 Ryefield Close, Solihull, West Midlands, B91 1PP

See our internet site @~ www.goldworkembroidery.com

We Sell Leather Pieces

**March - 4 Night
Midweek Breaks from
£238pp Full Board!**

**The Manor
House
&
Ashbury
Hotels**



Our breathtaking venues boast a range of craft, sport & leisure facilities that we believe are without equal anywhere in the UK! Our unique craft centre offers 17 tutored crafts including:

- Pottery
- Pottery Transfers
- Porcelain Painting
- Candle Making
- Enamelling
- Hot Press Printing
- Fabric Painting
- Silk Painting
- Card Making
- Painting
- Sketching
- Embroidery
- Glass Painting
- Glass Engraving
- Jewellery Making
- Woodwork
- AN MORE!

All facilities are FREE to residents with the exception of nominal material costs in the Craft Centre.

Plus our
**NEW Hydro
Spa**
is NOW
OPEN!

Full Board · Child Rates · Group Discounts

activityhotelbreaks.co.uk
0800 781 9635

Stitches for All Seasons

Original, counted cross-stitch designs

Creative stitching ideas for

- HOLIDAYS • THE HOME • GIFTS
- FAMILY • and more!

Charts and projects for all seasons and occasions, available only online.

- easy-to-read charts and directions
- designs for all stitching levels

PDF files available.
Save shipping time and costs!

visit and order online at
stitchesforallseasons.com

Classified Directory

ONLINE

DP
Software

www.dpsoftware.co.uk
Cross Stitch Design Software

All orders will be posted free of charge within the UK

www.dkhcreations.co.uk



APERTURE CARDS

For Every Occasion - www.craftcreations.com



Recycle your magazine and seven days later it could come back as your newspaper.

www.recyclenow.com

recycle

The possibilities are endless.

Fun and funky!



Watch your street cred sky rocket with one of these cracking keyrings – the ideal choice for cool kids!
Designed by Jenny Barton

Got some pre-teens in the family who could do with a cool keyring to keep their door key safe, or just to hang on their bag as a funky accessory? Well, look no further than these bright ideas, which are all stitched on sturdy plastic canvas using easy whole stitches and backstitch! Their small size mean they're the ideal first project for beginners, and Jenny's modern motifs are bound to entice curious stitcher wannabes! As the back of your

Need to know

Stitch Time

4-5 hours each

Stitch Types

Whole cross stitch, backstitch

stitching will be more on show than if it were in a frame or card, take some time making sure the back looks neat. Or, failing that, cover with a piece of sticky felt! ●

ShoppingList...

Threads - Stranded cotton and DMC glow in the dark thread as listed in the key

Needle - Size 24 tapestry needle

Fabric - 14-count plastic canvas measuring 10x10cm (4x4in) for each design – call ☎ 0800 0567 811 or visit www.willowfabrics.com to buy

Extras - Keyrings available from local stores



Fiona Says...



Small, quick stitches are good fun to do and great for building motivation! So, why not

spend an indoor afternoon teaching your kids to stitch with these funky designs? We think they'll be hooked!

Fiona Baker,
Technical Editor,
Cross Stitch Crazy

Crazy tip

When cutting out, leave an extra bit of plastic to allow you to attach the keyring

Keyrings

✦ Cross stitch in two strands

	DMC	Anchor	Madeira
	208	99	804
	209	98	803
	310	403	2400
	415	398	1802
	956	40	506
	995	410	1102

✦ Cross stitch in two strands*

—	E940		
---	------	--	--

✦ Backstitch in one strand

—	310	403	2400
—	956	40	506

✦ Backstitch in one strand*

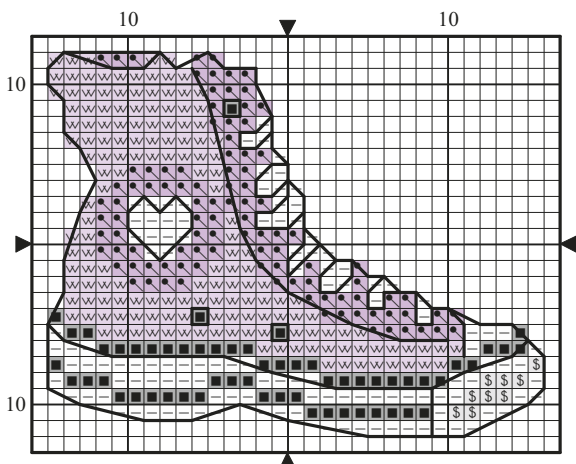
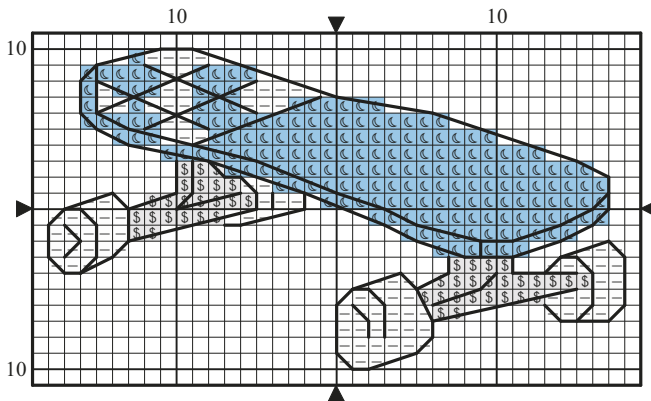
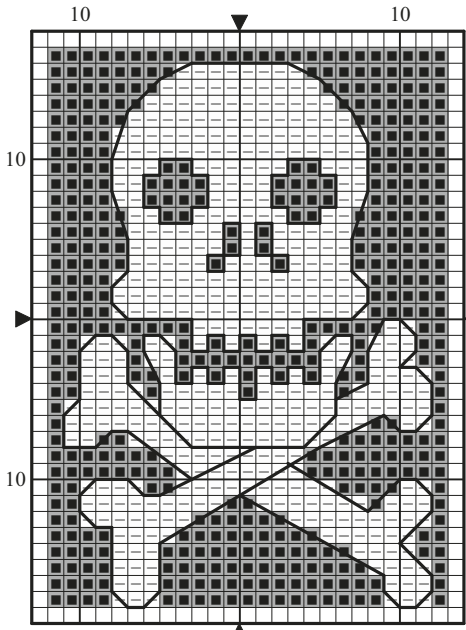
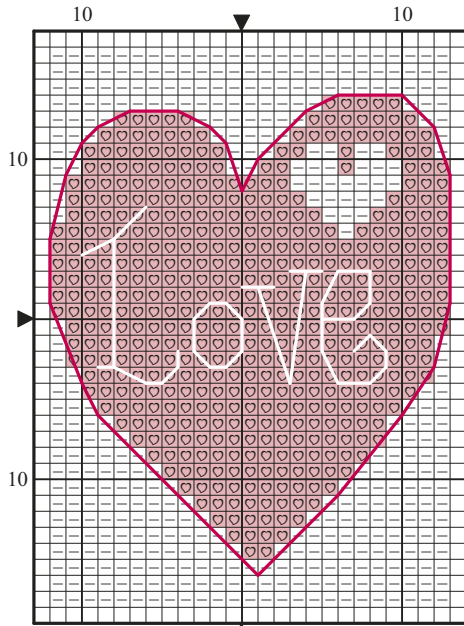
—	E940		
---	------	--	--

✦ Whole stitches only

Max. stitch count 35 (h) x 36 (w)
Design area on 14-count fabric
6.5x6.5cm (2½x2½in)

*DMC glow in the dark thread

Stitched by Marilyn Johnston



Crazy Kid Stitcher!

You are a winner!
Jessie
from Inverness



“Here I am with my first Christmas cross stitch which I gave to my family. Next, I’m going to do the fairy card kit that was free with issue 208, and I want to stitch the Snowman and Snowdog from the same issue with my mum!”

I’m a Crazy Kid stitcher!

Are you a kid who’s mad about cross stitch? If so, fill out the form below and send it in to us, along with a photo of you and your stitching, for the chance to feature in *Crazy!*

Name and address.....

.....

..... Postcode.....

Tel no.....

I’m a kid that’s crazy about stitching and here’s why

.....

.....

Please ask your parent or guardian to sign here

.....

Fill in and cut out this coupon (or photocopy) and send to:
Crazy Kids... Cross Stitch Crazy, Immediate Media Company Bristol Ltd, 2nd Floor, Tower House, Fairfax Street, Bristol BS1 3BN or email crazykids@cross-stitching.com

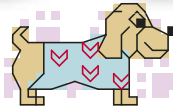


Pre-order
your copy
today!

A whole year of stitching for you!

365 CrossStitch designs

365
patterns
inside!



designs

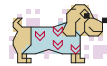
A design for every day of the year!

* A year of birthdays * Wedding day * New baby * Mother's Day
* Easter * Christmas * Men's gifts * Alphabets * Easy motifs and more...

Only
£8.99

Only
£8.99
incl p&p

NEW
FOR
2016!
Volume
Five



365 CrossStitch designs

365
patterns
inside!



Designs by

- * Maria Diaz
- * Lesley Teare
- * Lucie Heaton
- * Durene Jones
- * Rhona Norrie
- * Jenny Barton

Send love with
Fizzy Moon



Easter greetings



Wedding gifts



Seasonal stitches



Christmas ideas



Happy birthday!



Gorgeous projects from the UK's best designers

Celebrate the seasons
with the **NEW ISSUE** –
it's packed with 365
must-stitch charts!

- * A collection of 365 stunning charts from the world's top cross stitch designers
- * Patterns for every occasion, including birthdays, weddings, new baby, congratulations, thank you and more
- * Brimming over with charts arranged by season, including all the big celebrations
- * 148 glossy pages with beautiful photography
- * Beautiful projects for stitchers of all skill levels from beginner to expert



The **essential** magazine for **cross stitchers** – don't miss it!


Pre-order your copy now

CALL 0844 844 0388 and quote 'XSBZ16'

ONLINE www.buysubscriptions.com/craftspecial

Lines open weekdays 8am to 8pm and Saturday 9am to 1pm.

Overseas please call +44 (0) 1795 414 676 EUR price £11.99, ROW price £12.99. All prices include p&p.



Eating & Living

FREE FROM

ON SALE NOW!



Eating & Living

FREE FROM

✓ GLUTEN-FREE ✓ PALEO ✓ DAIRY-FREE ✓ SUGAR-FREE ✓ VEGAN

Eat well, feel fab!


- * HEARTY MEALS, HALF THE CALORIES!
- * LOW CALORIE LUNCHES & SNACKS
- * WHAT TO EAT WHEN WORKING OUT

DETOX DIETS

Do they ACTUALLY work?

12 PAGE DIET SPECIAL

Kickstart your healthiest year yet with our guide to free from living



OVER **176** RECIPES & IDEAS

Make this delicious root veg curry tonight!



Aine Carlin
We chat to the UK's best food blogger



SPICY SALMON IN MINUTES
With tandoori-style lentils



EASY PEASY & SUGAR-FREE!
Try this creamy rhubarb fool

IMMEDIATE MEDIA
9 772039 099007
12
JAN-FEB
PRICE £5.99

The new issue of *Eating & Living Free From* is packed with over 60 delicious recipes to try this January!

INSIDE THIS ISSUE:

- Kick start your healthiest year ever with our 12-page guide to getting the most from your new diet – and sticking to it!
- Healthy salads, quick stir-frys, light lunches and seasonal desserts.
- Discover the truth about detox diets and learn about the plant-based diet that makes Beyoncé feel amazing.
- Find out why Paris is perfect for your next free from getaway
- Meet Áine Carlin, author of brand-new book *The New Vegan*
- Plus, the latest products, news, reviews and your chance to win fantastic prizes!



PICK UP YOUR LATEST ISSUE NOW!
AVAILABLE FROM ALL LARGE SUPERMARKETS AND WHSMITH

Enter to WIN!

Send us a postcard, drop us a text or enter online for a chance to win great prizes!

OVER
£1,113
OF PRIZES TO
BE WON!



13 PRIZES
worth
£247

Craft show tickets!

It's a double dose of fun with the Make It and Knit & Stitch It craft shows happening simultaneously on 26th-27th February in Farnborough, Hampshire! Full to the brim with demonstrations and workshops, plus all the latest craft buys, we have 13 pairs of tickets to give away worth £19, allowing you to visit both! To find out more and to buy tickets, visit www.make-it.org.uk or call ☎ 0844 477 1000. For the chance to win, text **CSC212SHOW** your name, postal address and email address to **87474** (texts will be charged at 50p plus your standard network rate) or label your postcard 'Make It 212 giveaway'.

Maria Diaz books!

We've teamed up with craft publishers Tuva to offer you the chance to win a new book by Maria Diaz. *Cross Stitch for All Seasons* costs £12.95, and is a gorgeous selection of seasonally-themed charts to stitch, whatever the weather! You can read more about this lovely collection at www.tuvapublishing.com and for a chance to win, text **CSC212TUVA** your name, postal address and email address to **87474** (texts will be charged at 50p plus your standard network rate) or label your postcard 'Tuva Publishing 212 giveaway'.



20 PRIZES
worth
£259

Hobbycrafts show tickets!




Four craft and hobby shows all in one place – what could be better? From 17th-20th March at the NEC in Birmingham, you can visit the Sewing for Pleasure, Fashion, Embroidery & Stitch, Hobbycrafts and Cake International shows, all under one roof! For more information or to buy tickets, visit www.ichfevents.co.uk or call ☎ 01425 277 988. We have 15 pairs of tickets up for grabs worth £28 – for the chance to win a pair, text **CSC212NEC** your name, postal address and email address to **87474** (texts will be charged at 50p plus your standard network rate) or label your postcard 'NEC craft shows 212 giveaway'.

15 PRIZES
worth
£420

Bothy Threads kits!

We adore Bothy Threads' range of kits and charts, and we're thrilled to be giving nine readers the chance to win this darling Love Birds kit, measuring 25x20cm (10x8in) when stitched. To buy for £27.49, visit www.bothythreads.com or contact them on ☎ 0844 800 0221. For the chance to win, text **CSC212BOTHY** your name, postal address and email address to **87474** (texts will be charged at 50p plus your standard network rate) or label your postcard 'Bothy Threads 212 giveaway'.



9 PRIZES
worth
£247

Terms and conditions

For individual competitions, texts are charged at 50p plus your standard network tariff rate. To enter by post, please write your name, address and chosen competition on a postcard and send it to: *Cross Stitch Crazy* 212, 2nd Floor, Tower House, Fairfax Street, Bristol BS1 3BN. The closing date for all entries is 11.59pm on the 1st February 2016.

Promoter: Immediate Media Company Bristol Ltd. Promotion excludes Immediate Media employees. Open to UK residents only. By entering, you agree to be bound by the rules of the promotion. Only one entry per person, per competition allowed. No responsibility accepted for lost, delayed, ineligible or fraudulent entries. Winning entries chosen at random from all eligible entries. Winners notified

within 28 days of closing date. The draw is final, no correspondence will be entered into. For details of winners, send an SAE within two months of closing date. If any winner cannot be contacted within one month of the closing date, the promoter will offer the prize to a runner-up. The promoter reserves the right to substitute the prize with one of the same or greater value, with no cash alternative. By

entering this competition you agree to receive newsletters, future offers and promotions from Immediate Media Company Ltd and related third parties. If you do not want to receive this information, please add 'NO INFO' at the end of your text message or on your postcard. For customer care issues, please call the *Cross Stitch Crazy* team on ☎ 0117 927 9009.

You can also enter for free online at www.cross-stitching.com/win


Track it Down



Sherlock Anne's on hand to track down the designs you crave. Send her your requests today!

Star stitch

I read in issue 189 that you featured a chart of Johnny Depp as Jack Sparrow from *Pirates of the Caribbean*. Could you please tell me how I can get this chart for my wife, as she would very much like to stitch him!
Bob Shears, by email



We featured this chart back in issue 68 of *Crazy*, but unfortunately it's no longer available to buy as a back issue. However, I've found another design I'm sure she'll like from online marketplace, Etsy. Cross Stitch Treasury sells this close-up chart for approximately £14 at www.CrossStitchTreasury.etsy.com

which is worked in whole stitches only, and uses just 12 different thread shades through the design.

Piece of art

I'm trying to find out if there's a cross stitch kit of *The Fighting Temeraire*. I recently read that cross stitch designer John Clayton is a fan of this painting, but it didn't say whether he's designed this as a cross stitch chart. If there is a kit, I'd absolutely love to stitch it.
Brenda Linnett, by email



John Clayton hasn't converted this to a cross stitch design, Brenda, but I have been able to find *The Fighting Temeraire* by Turner kit for you from The Fine

Arts Collection for The Stitch Studio. It's a large design measuring 30x41.5cm (11³/₄x16¹/₄in), but it's worked in whole stitches only so it's a manageable project for intermediate stitchers. To buy for £49.95, go to www.wye.co.uk or call ☎ 0115 920 1843.

Track it down for me...

Please find the following design for me – I'm crazy for it!
(Continue on another sheet if necessary)

The design I want and why

.....
.....
.....

My name and address.....

.....
.....


Email

Tel.....

Fill in and cut out this coupon (or photocopy) and send to:
Track it down, Cross Stitch Crazy, Immediate Media Company Bristol Ltd, 2nd Floor, Tower House, Fairfax Street, Bristol BS1 3BN or email trackit@cross-stitching.com

Revamp my tablet

I was very lucky to be given an iPad recently, and I'd love to personalise it with a cross stitch case. Do you know if any kits exist, Sherlock Anne, as this would be much easier than making my own version?
Helen Fletcher, Torquay



What a wonderful gift, Helen! Anchor has a couple of Cross Stitch iPad Cover kits in its range, including this animal print design, worked in whole stitches only. The case itself is compatible with generations 2, 3 and 4, and is made from silicone with pre-formed holes, ready for stitching. It'll be different to stitching on

aida, but still very simple! This stylish kit costs £19.99 and you can find local stockists by calling ☎ 01484 681 881 or by visiting www.makeitcoats.com.

Garden pals

Since moving from the city to the countryside, I've been fascinated by the birds that visit my garden. I'd love to stitch something to help me remember their names. Do you have any ideas?

Lea Vaughn, Frome

Lesley Teare's Garden Bird Clock chart (top) costs £3 to download from her website at www.lesleyteare.com and will help you identify 12 kinds of bird. When stitched on 16-count aida, the design fits inside a 40cm (15½in) embroidery hoop – you'll just need to add a clock mechanism, which is easy to buy online. You may also like the Garden Birds series by Madeleine Floyd (middle and bottom). There are three kits, each featuring four birds, with each bird's name and call in backstitch underneath. Buy each kit in the series for £27.49 from www.bothythreads.com.



On guard

After a recent visit to London, my nine-year-old son has started collecting Beefeater memorabilia. I'd love to stitch something for his collection, but I'm not sure if such a design exists. Can you help?

Caren Hooper, Newcastle-under-Lyme

Heritage Crafts sells this cute and cuddly Beefeater mini kit. It's a small design measuring just 7x4.5cm (2¾x1¾in) and is worked mainly in whole stitches, so perhaps your son could even bring to life his own Beefeater! He might need a hand with the backstitch though. To buy this

Beefeater Mini Kit for £3.99, go to www.hcrafts.com or call 01889 575 256.



Heavenly haven

I recently refurbished my old shed into a peaceful haven where I can craft, pot plants and read a book. It took a lot of hard work! Do you know of any pretty shed designs that I could stitch to hang on the wall, Sherlock Anne?

Pam Moreton, Derby

When I read your question, I instantly knew just the thing, Pam. Our sister magazine, *The World of Cross Stitching*, featured

these beautiful shed designs by Shannon Wasilieff back in issue 228. They're stitched on linen and worked in whole stitches and backstitch, with a few French knots as the flower buds. Make them up into pretty hangings as pictured, using striped fabric for the roofs, and delicate lace trim as a finishing touch. Unfortunately this issue is no longer available to buy in the shops, but you can order a back issue for £6.35 from www.buysubscriptions.com/backissues or by calling 0844 844 0388.

Chart choice

This month: *Exotic birds*

Fly your needle through these bird designs for a vibrant splash of colour!

Birds of paradise

£8.13, Hummingbirds and Rhododendrons by Kustom Krafts www.artsanddesigns.com ☎ 0207 100 3509

Stitch these elegant hummingbirds perched on rhododendrons, and create your very own piece of paradise to admire each day. The 14-page booklet contains a chart measuring 305x118 stitches, worked in 27 shades of stranded cotton, so we recommend this design for intermediate to advanced stitchers only.



Perfect patchwork

\$9.99 (approximately £6) Flamingopatches by Tam's Creations www.creativepoppypatterns.com

Made up of interesting shapes in a patchwork style, this flamingo chart will be great fun to stitch. It's worked in whole stitches and backstitch only, using 15 shades of DMC Color Variations thread in pink and purple hues. Give it as a special card or gift for a flamingo lover – it won't take long to finish!



Striking stitch

\$9.60 (approximately £6), Parrot Cross Stitch by Leaf Blown Designs www.leafblowndesigns.etsy.com

This colourful geometric parrot design will make a statement piece to hang in your home. Worked almost entirely in whole stitches, in simple blocks of solid colour, this design will be a speedy and satisfying project to work your needle through.



Tropical paradise

£6.29, Bird Park and Macaws by Pinn www.sewandso.co.uk ☎ 0800 013 0150

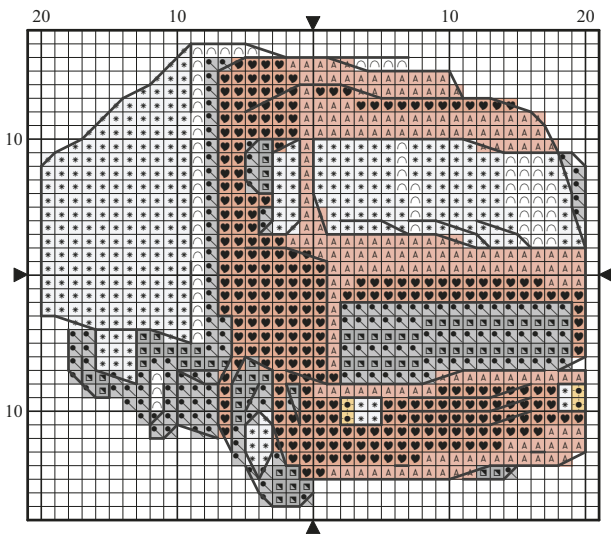
The beauty of parrots is captured in this booklet by Pinn. Choose between the smaller circular design featuring the creatures nestled amongst leaves, measuring 133x133 stitches, or bring to life the larger macaws, measuring 210x161 stitches.



Challenge

Lucie

Crazy designer Lucie Heaton loves to bring your ideas to life, so send in yours today!



Lorry

✳ Cross stitch in two strands

	DMC	Anchor	Madeira
∩	blanc	2	2402
♥	349	1098	212
A	351	10	214
☛	414	235	1714
☛	742	303	114
*	762	234	1804
■	3799	236	1713

✳ Backstitch in one strand

—	3799	236	1713
---	------	-----	------

✳ Whole stitches only

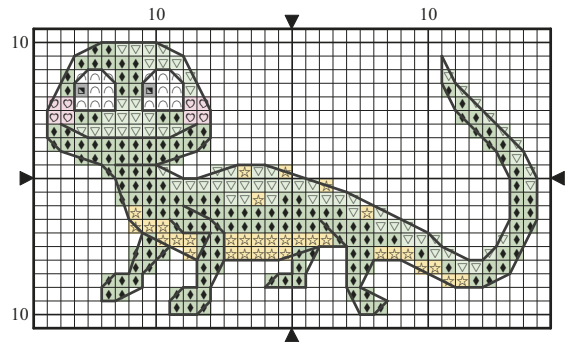
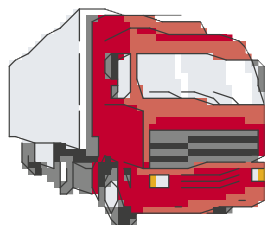
Stitch count 34 (h) x 40 (w)
Design area on 14-count fabric
6x7.5cm (2½x2¾in)

Keep on trucking

My partner is a lorry driver and my son is truck obsessed, but I can't find a chart that would be small enough to make cards. Could you design one, Lucie?

Charlotte Wibberley, via email

This should make a super card!
Lucie



Baby lizard

✳ Cross stitch in two strands

	DMC	Anchor	Madeira
∩	blanc	2	2402
♥	604	50	614
☆	725	305	113
◆	912	209	1213
▽	954	203	1207
■	3799	236	1713

✳ Backstitch in one strand

—	3799	236	1713
---	------	-----	------

✳ Whole stitches only

Stitch count 20 (h) x 36 (w)
Design area on 14-count fabric
3.5x6.5cm (1½x2½in)



Lizard love

My big sister has done a lot of stitching for me in the past, and as she's expecting her first baby, I was wondering if you could design a baby lizard I could stitch for her? It's her favourite animal, so it would make the perfect gift, Lucie!

Mary Ivens, County Down

What a sweet idea, Mary and congratulations to your sister!
Lucie

Train

✳ Cross stitch in two strands

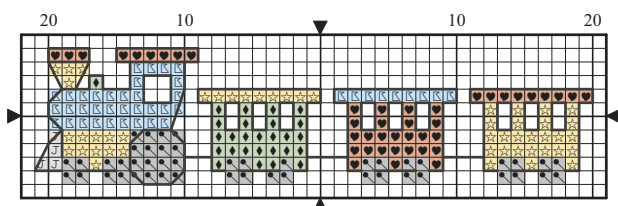
	DMC	Anchor	Madeira
J	318	399	1801
♥	349	1098	212
☛	414	235	1714
☆	725	305	113
◆	912	209	1213
■	996	433	1103

✳ Backstitch in one strand

—	3799	236	1713
---	------	-----	------

✳ Whole stitches only

Stitch count 10 (h) x 41 (w)
Design area on 14-count fabric
2x7.5cm (¾x3in)



Choo choo!

Please could you chart a train for me, Lucie? My great-great-nephew is mad about trains, and I'd love to be able to stitch one for him.

Diana Bower, Nottinghamshire

Here you go, Diana!
Lucie

Duck-billed platypus

✦ Cross stitch in two strands

	DMC	Anchor	Madeira
∩	blanc	2	2402
J	318	399	1801
⦿	414	235	1714
⦿	415	398	1802
Q	437	362	2012
♥	604	50	614
⦿	738	367	2013
■	3799	236	1713

✦ Backstitch in one strand

—	3799	236	1713
---	------	-----	------

✦ Whole stitches only

Stitch count 26 (h) x 39 (w)
Design area on 14-count fabric
5x7cm (1³/₄x2³/₄in)

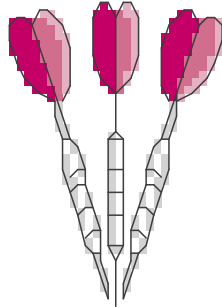
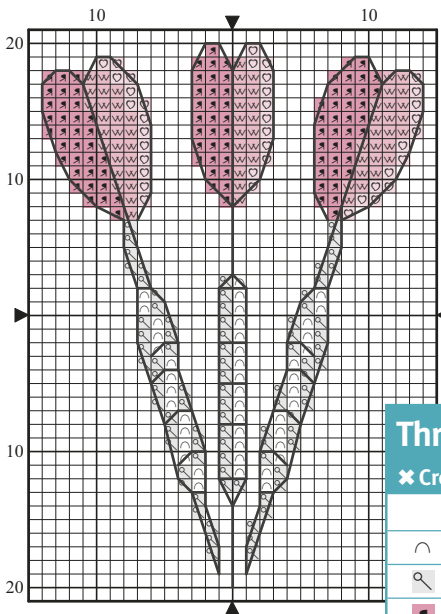
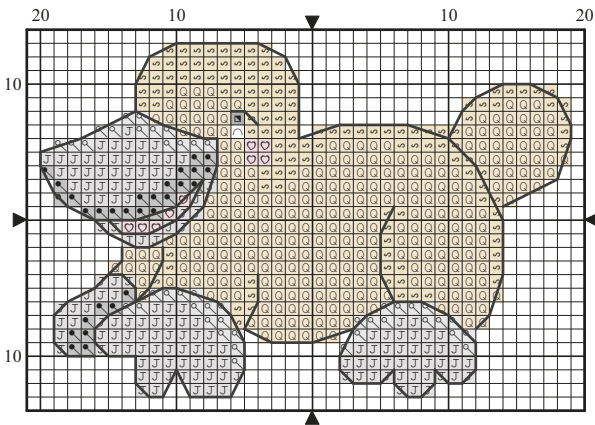
Creature comforts

My daughter's favourite toys are a pig and a duck-billed platypus. I'd like to stitch versions of them both for her, but can't find a chart for a duck-billed platypus anywhere – can you help me, Lucie?

Mrs Towell, Bournemouth

What an unusual choice of toy, Mrs Towell – I love it! Here's my version of a duck-billed platypus. I hope it fits the 'bill' (sorry!) for you and your daughter!

Lucie



Three darts

✦ Cross stitch in two strands

	DMC	Anchor	Madeira
∩	blanc	2	2402
⦿	415	398	1802
■	602	57	702
■	603	55	505
♥	604	50	614

✦ Backstitch in one strand

—	3799	236	1713
---	------	-----	------

✦ Whole stitches only

Stitch count 40 (h) x 28 (w)
Design area on 14-count fabric
7.5x5cm (2³/₄x2in)

Bullseye

Hi Lucie, could you design a picture of three darts? I play ladies' darts, and would like to stitch it onto my new polo shirt so that it's an original.

Lynda Fenn, Lowestoft

I love this idea, Lynda, and hope this motif brings you plenty of luck!

Lucie

Burmese Mountain Dog

✦ Cross stitch in two strands

	DMC	Anchor	Madeira
∩	blanc	2	2402
⦿	414	235	1714
■	436	1045	2011
Q	437	362	2012
⦿	754	1012	305
*	762	234	1804
■	3799	236	1713

✦ Backstitch in one strand

—	3799	236	1713
---	------	-----	------

✦ Whole stitches only

Stitch count 40 (h) x 39 (w)
Design area on 14-count fabric
7.5x7cm (2³/₄x2³/₄in)

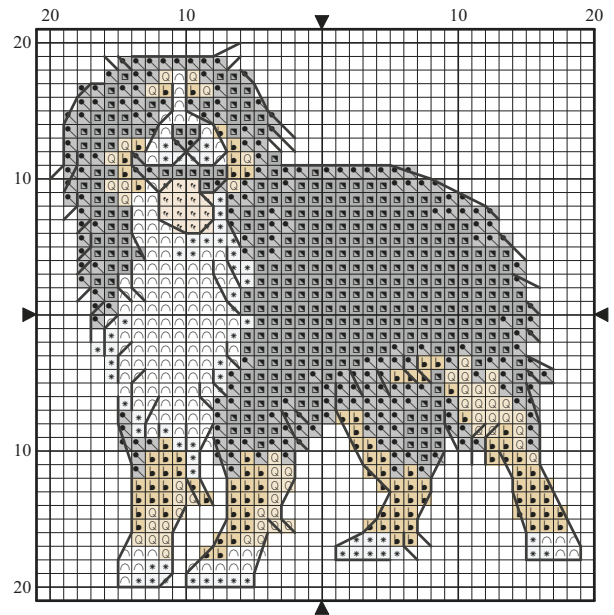

Loyal friend

I want to stitch a Burmese Mountain dog as a present for my daughter who has Multiple Sclerosis. Could you chart one for me?

Sheila Waller, Luton

It's my absolute pleasure, Sheila. I hope your daughter likes her present!

Lucie



I challenge Lucie...

If there's something you would like to have charted, challenge me, Lucie, and I'll come up with the goods. Please note, I can only fit in fairly small designs and for copyright reasons I'm unable to chart characters from films and TV – but go on, make it something crazy!

My chart request

I'd like this chart because

Your name and address.....

Fill in and cut out this coupon (or photocopy it) and send it to:
Challenge Lucie, Cross Stitch Crazy, Immediate Media Company Bristol Ltd, 2nd Floor, Tower House, Fairfax Street, Bristol BS1 3BN, or email challengelucie@cross-stitching.com

In crazy next month

On sale from 21st January



All this

Sweet treats

Create a
colourful wall
display to bring
Easter cheer to
your home!



In silhouette

This cameo set is oh-so-chic

On your marks

50 great gift ideas for sports-
lovers and action heroes!



In the swing

Tatty Teddy is back in this delightful spring design, exclusive to *Crazy* readers!



Light up your life
Stitch a stellar alphabet!

and more in issue 213

Fine feathers

Kids will love using these brilliantly bright bookmarks!



Mother's Day
Make a gorgeous card for mum

From all good newsagents
To subscribe ☎ 0844 844 0388

Contents are subject to change.

Cross stitch

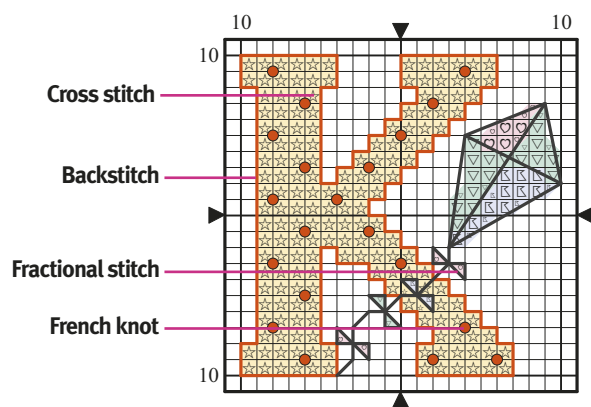
How To

Start stitching today with Technical Editor Fiona's handy guide



Understanding charts and keys

Follow the steps below for an introduction to getting started, then use the simple instructions opposite to learn each stitch!



Reading the chart

Our charts are printed with coloured squares containing a symbol that represent squares to be stitched on the fabric. The key alongside the chart will tell you what colour thread each symbol corresponds to, so you know which one to thread your needle with (see right).

Where to start

The centre of our cross stitch charts is marked out using small arrows on the edge of each side of the chart. This is the best place to start stitching, so you end up with the design in the middle of the fabric. To find the centre of your fabric, fold it in half horizontally, open it up and fold it vertically. When you open the fabric again, you'll find the creases mark the centre.

Following our keys

All our charts are accompanied by keys that tell you how many strands of thread to stitch in (each length of stranded cotton contains six strands), the thread colours needed (listed in numbers), whether there are backstitch lines, French knots or fractional stitches (see page 81 for details of how to work these), and the size of the design. The thread numbers listed in the first column of the key refer to the brand that we've used to stitch the design, then numbers for two other brands of threads are given. These are not always exact equivalents, but are the closest colour match available.

Finding what you need

Each project includes a shopping list telling you what needle you'll need, and the type and size of fabric required. It'll also include the sizing or details of other products you'll need to frame or finish it in the same way we have.

Symbol and colour that corresponds to the chart

K is for kite

✦ Cross stitch in two strands

	DMC	Anchor	Madeira
♥	604	55	614
★	744	301	112
▽	959	186	1114
⊠	3840	130	907

✦ Backstitch in one strand

—	741	304	202
—	3799	236	1713

✦ French knots in one strand

●	741	304	202
---	-----	-----	-----

✦ Contains fractionals

Stitch count 20 (h) x 20 (w)
Design area on 14-count fabric
3.5x3.5cm (1½x1½in)

Stitch count – how many stitches high and wide the design is

Design area – what the design will measure when stitched on the specified fabric

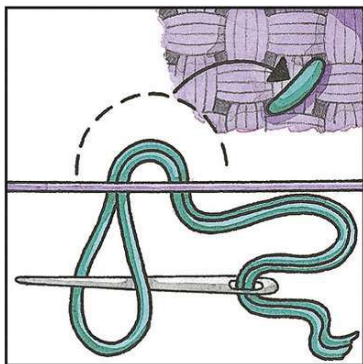
The three main brands of thread we use. The first column is always the one that we've used to stitch the design

Thread number represented by the symbol

Perfect for beginners

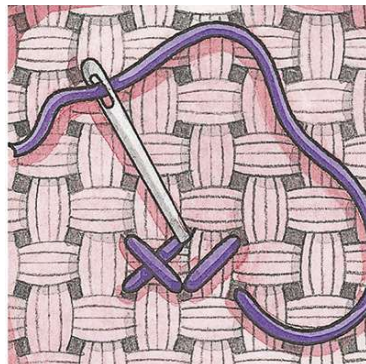
Small, quick-to-stitch designs, such as the kite opposite, are ideal to try if you're new to stitching. For more simple designs, take a look at these:

- ▶ **PAGE 16**
February panda
- ▶ **PAGE 20**
Blackwork gift ideas
- ▶ **PAGE 34**
Zodiac symbols
- ▶ **PAGE 37**
Valentine's cards
- ▶ **PAGE 51**
Transport abc



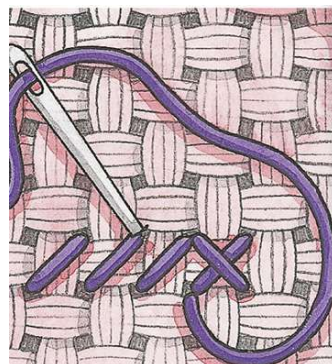
Getting started

The loop method is the neatest way to start stitching, but can only be done with an even number of strands. Cut a 40cm (16in) thread length, then fold one strand in half. Thread the needle with the ends, forming a loop, and bring the needle up through the fabric. As you take it back down, pass it through the loop and pull firmly to secure.



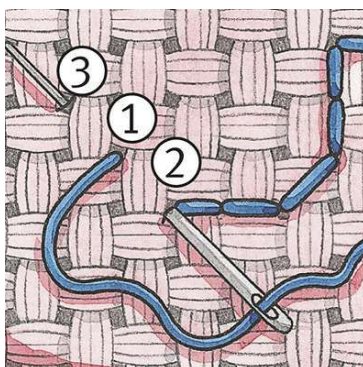
Cross stitch

You'll need to make a whole cross stitch for each coloured square on the chart. Bring the needle up at the bottom left corner of a square and down at the top right corner. This is called a half cross stitch. Bring the needle up again at the bottom right corner and back down at the top left to finish off the whole cross stitch.



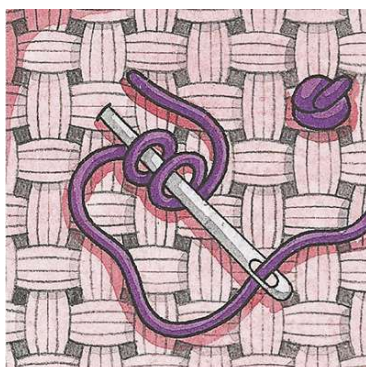
TIP Working a row of half cross stitches, then completing the cross stitch on the return journey, is a quick way to work, especially when stitching blocks of colour (see diagram above).

TIP Work each half cross stitch in the same direction, so the top 'arms' of your cross stitches all face the same way.



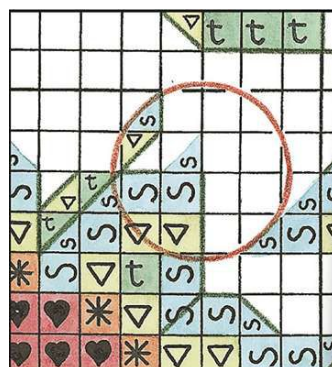
Backstitch

Backstitch is shown by a coloured line and is added to stitching to create detail. Work the backstitch over individual blocks on aida, or pairs of threads on evenweave. Bring the needle up through the fabric at 1 and take it down at 2, up at 3 and so on, so that you are working back on yourself.



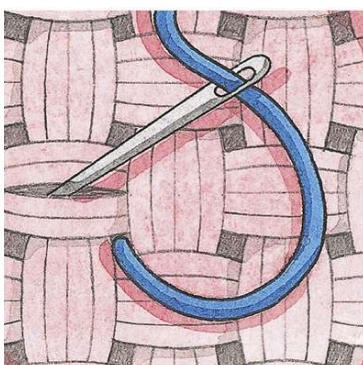
French knots

French knots appear as dots on your chart. Bring the needle up through the fabric, hold the thread down with your left hand and wind it round the needle twice. Still holding the thread taut, take the needle down one thread or part of a block away. Pull through until a neat knot is formed.



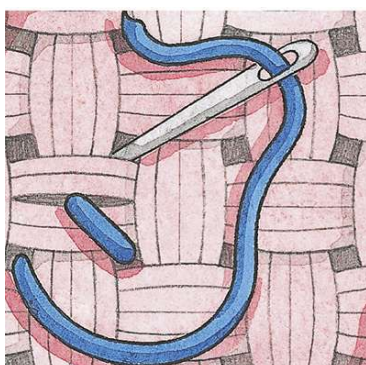
Spotting fractionals

A fractional stitch is represented on a chart by a smaller version of the main symbol, in a corner of the square. It will show you which corner the fractional stitch should occupy. Quarter and three-quarter stitches are shown in the same way on your chart.



Fractional stitches

To make a quarter stitch, bring the needle up at the corner of a square and take it down through the centre, halfway across the diagonal, splitting the aida block (above left). To turn this into a three-quarter stitch, make a half cross stitch across the other diagonal of the square (above right). This



creates a half cross stitch across the quarter stitch. If you have to make two fractional stitches back-to-back in the same square, you'll need to decide which is a quarter stitch and which is a three-quarter stitch. Usually, the three-quarter stitch is made in the foreground colour of the design.



Finishing your thread

Once you've finished stitching, finish off your threads by running your needle through the back of several stitches that you've already completed. Snip off the ends neatly with a sharp pair of embroidery scissors, as close to your fabric as possible.

AFGHAN – a woollen blanket or rug with areas for cross stitching

AIDA – the most common cross stitching fabric, made up of threads woven in blocks rather than singly

AIDA BAND – a thin strip of aida with a decorative edge, used to adorn towels, bookmarks, etc. Comes in various widths

APERTURE – the space through which a design is shown (mainly on cards and in frames)

BEADING NEEDLE – a long, fine needle that slides easily through seed and bugle beads

DESIGN AREA – the measurement of the finished design, depending on the count of fabric used

EVENWEAVE – fabric made from evenly-spaced woven threads. It's softer and more flexible than aida

FABRIC COUNT – the number of holes per inch (HPI) on your fabric. The higher the number, the finer your fabric will be

FABRIC SIZE – the size of fabric needed for the design, including allowance for framing

FRACTIONAL STITCH – stitches made from a quarter or three-quarters of a cross stitch

HALF STITCH – the first arm of the cross. Used to give a less dense stitch to lighter areas

HOOP – a plastic or wooden circular frame that holds your fabric taut while you stitch on it

JOBELAN – one of the most widely used types of evenweave fabric

KEY – a list of all the threads and stitches used in a design, and their respective chart symbols

LONG STITCH – long backstitches that extend over larger areas of the fabric, to depict sky or grass etc

PERFORATED PAPER – toughened paper, perforated with tiny holes

PETIT POINT – tiny stitches, one quarter the size of a cross stitch, for detailed areas of stitching

PLASTIC CANVAS – a plastic alternative to fabric, ideal for making decorations and bookmarks

SAMPLER – traditional stitching, demonstrating a variety of stitches

SATIN THREADS – silky threads that add a subtle sheen

SKEIN – an 8m length of stranded cotton, divisible into six strands

STITCH COUNT – the number of stitches (vertical and horizontal) that make up a design

STITCHING OVER TWO – term used to describe stitching over two threads on evenweave fabric

WADDING – padding used to add depth to stitching when it's mounted inside cards

WASTE CANVAS – loosely woven fabric, held together with soluble glue. Often used to add designs to clothes and softer fabrics

WHOLE STITCH – a complete cross stitch as opposed to half, quarter and three-quarter stitches

Teabreak



5							6
	4			6			8
					8		2
	3				5	8	
7		1	3				4
		9		2		1	5
		3	7		2		4
4	9						
			9	6		1	

Fill in the blanks in the grid so that every row, column, and 3x3 box contains the numbers 1-9.

Solve the sudoku and win this gorgeous bag!

Once you've completed the grid, text* the three numbers in the blue squares and you'll be in with a chance of winning this Fading Flower cross stitch bag kit from Bobo Stitch worth £20! For more information and to buy, visit www.bobostitch.co.uk.

TO ENTER: *Text **CSC212SUDOKU** followed by your answer, name and postal address to **87474**. Texts will be charged at 50p plus your standard network rate. For full terms and conditions turn to page 73. To enter by post, send your answer, name and address on a postcard to: *Crazy 212 Sudoku, Cross Stitch Crazy*, Immediate Media Company Bristol Ltd, 2nd Floor, Tower House, Fairfax Street, Bristol BS1 3BN. The closing date for entries is 1st February 2016.



Celeb wordsearch solution

The missing word is THOR

The Buttons... Bev, Nev and co will have you in stitches! *By Rhys Reed*



WWW.CRAFTLIGHTS.CO.UK

Amazing Daylight Reader Double Lamp Offer
The Ruby Full Spectrum Daylight Floor lamp
And the Molly Full Spectrum Desk lamp
Save a Massive **£87.95**



Less Than Half Price

Bonus daylight
portable folding
battery operated
led lamp.



What you get in the offer
1 x Ruby Daylight High Definition Floor lamp @ £79.95
1 x Molly Daylight High Definition Table Lamp @ £49.95
Complete With 28 watt Daylight 6400k Energy Saving Bulbs
Plus Two Spare Bulbs @ £15.00
Plus Extra Bonus of a Daylight Folding Portable
Lamp @ £20.00
Postage and packing @ £8.00
Total of £172.90

You Pay £79.95 + £5.00 p+p

Saving A Massive
£87.95

Hurry
This Offer is
Until Limited Stocks Last

TO ORDER

Call 01502 587598

Or Shop Online At www.craftlights.co.uk Using Code "crochet2015" at checkout
to obtain the offer price.

These lamps are suitable for all forms of craft, sewing, crochet, reading, and are also suitable for sufferers of SAD.

The arms articulate up and down for height adjustment as well as from side to side. Do not miss this opportunity as stocks are strictly limited.
Call today.



HERITAGE Crafts


Working with talented artists to produce beautiful counted cross stitch designs




Happy Hens by Karen Carter - 20 x 11cm



Hoot of Owls by Karen Carter - 20 x 11cm



Fish 'n' Chips by Karen Carter - 20 x 11cm




Are We There Yet? by Karen Carter - 20 x 11cm



Beach Huts by Karen Carter - 20 x 11cm



Boats by Karen Carter - 20 x 11cm



Baking with Crazy Cat Lady
by Peter Underhill - 20 x 20cm



Rachel by John Clayton - 20 x 26cm



Alice in Miniature
by John Clayton - 13 x 13.5cm



Victoria in Miniature
by John Clayton - 12.5 x 13.5cm



Scarlett in Miniature
by John Clayton - 12 x 13cm



Hannah in Miniature
by John Clayton - 12.5 x 12.5cm



Sally in Miniature
by John Clayton - 13 x 13.5cm



Sarah in Miniature
by John Clayton - 13 x 13cm



Rebecca in Miniature
by John Clayton - 12 x 13cm



Claire in Miniature
by John Clayton - 12.5 x 12.5cm



Fleur in Miniature
by John Clayton - 12 x 12cm



Sophia in Miniature
by John Clayton - 13.5 x 13.5cm



Charlotte in Miniature
by John Clayton - 12.5 x 12.5cm



Miranda in Miniature
by John Clayton - 12.5 x 13.5cm

Please contact us for a copy of our latest catalogue!

Heritage Crafts Ltd. Redbrook Lane, Rugeley, Staffordshire WS15 1QU

Telephone : 01889 575256 Email : enquiries@hcrafts.com



www.facebook.com/
heritagecraftsltd



www.twitter.com/
heritagecrafts

You can see our full range of cross stitch kits, charts & fabric at www.hcrafts.com